

Sheffield City Council

Capital Programme 2017/18 to 2022/23



THIS PAGE IS INTENTIONALLY LEFT BLANK

2017-18 Capital Programme

TABLE OF CONTENTS

Section Detail	Page Number
Executive Summary	2
Capital Programme Summary 2017-22	11
Key Elements of the Capital Programme	13
Sources of Programme Funding	19
Recommendations	23
Appendix 1 – Summary of Capital Programme Expenditure	25
Appendix 2 – Analysis of Capital Programme Funding	27
Appendix 3 – Monitoring Report for the 8 months ended 30 th November 2016	29
Appendix 4 – Corporate Resource Pool (CRP)	35
Appendix 5 – Glossary of terms	39
Appendix 6 – Housing Investment Programme	41
Appendix 7 – Transport Capital Programme	63
Appendix 8 – Regeneration Capital Programme	69
Appendix 9 – List of All Projects in Capital Programme by Portfolio	71
Appendix 10 – List of All Projects in Capital Programme by Strategic Outcome	87

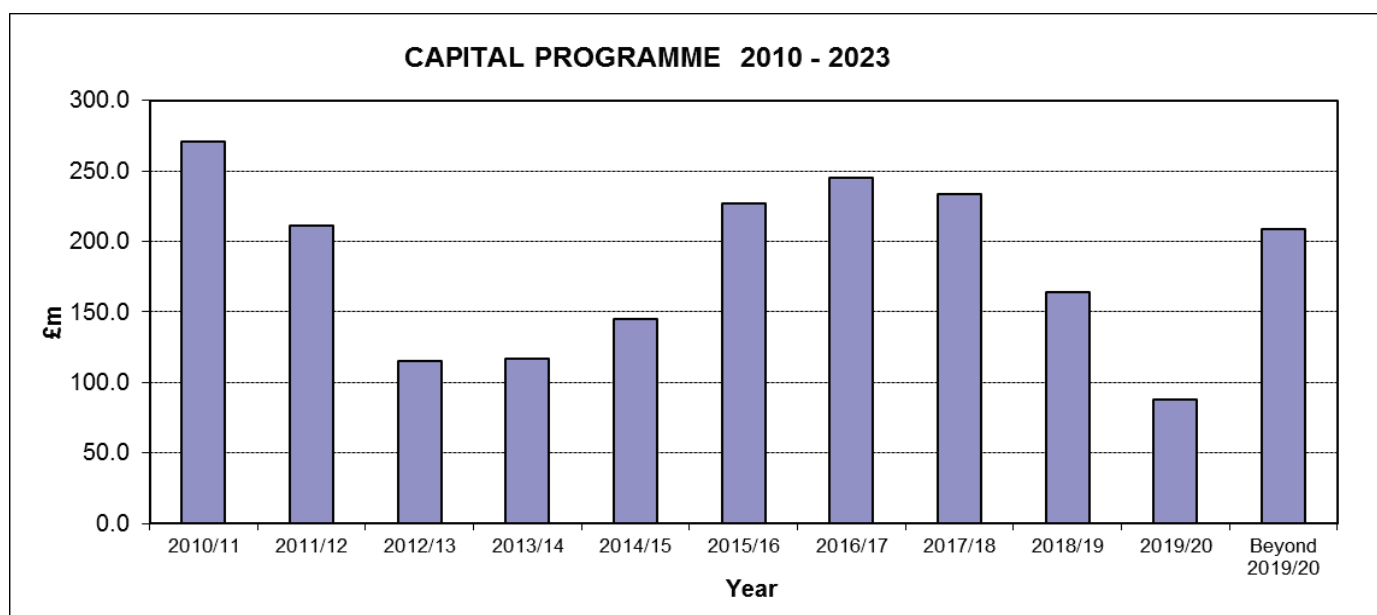
2017/18 Capital Programme

CAPITAL PROGRAMME EXECUTIVE SUMMARY

1. Capital spending pays for buildings, roads and council housing and for major repairs to them. It does not pay for the day-to-day running costs of council services.
2. The Council's Corporate Capital Strategy is shaped by a number of central Government policies:
 - the devolvement of capital spending decisions to City Region authorities and the involvement of the Local Enterprise Partnerships (LEP) in capital allocation decisions
 - the shift towards capital funding to economic regeneration projects which generate a financial return to repay the initial investment and create a revolving investment fund;
 - the introduction of funding streams such as Community Infrastructure Levy and New Homes Bonus which reward economic development;
 - the impact of the Government's austerity programme on the rest of the non-housing programme, which has not only led to less capital funding but is also reducing Revenue Budget funding it has limited the scope for contributions to the Capital Budget;
 - the self-financing regime for the Housing Revenue Account (HRA) has provided for a relatively well funded programme of investment in existing and even new Council housing stock;
 - the recently announced reductions in the permitted level of annual increases will put pressure on this source of funding unless resources can be released from elsewhere within the HRA activity.
 - the education policy mandating that all new schools should be academies which transfers maintenance responsibilities away from the Council's Local Education Authority (LEA) role and will subsequently reduce central grant funding which is formula driven based on pupil numbers;
 - the Streets Ahead programme is providing massive investment in the City's roads and street lighting over the next few years, funded via the Private Finance Initiative (PFI), which is outside the capital programme except for the Council's own capital contribution
3. As a result of the above, the Housing investment programme therefore now accounts for almost fifty per cent of the Capital Programme. The next biggest applications include economic regeneration and infrastructure renewal of highways, schools and leisure facilities.
4. The delivery of the Council's Affordable Housing policy will be increasingly through council housing investment and, for private sector affordable housing, local housing associations or the Sheffield Housing Company initiative where the

Council is working in partnership with a private sector developer to increase the number of affordable homes and regenerate housing estates.

5. In the Strong Economy priority, the focus will be on creating the necessary infrastructure to support economic regeneration and supporting the development of industrial hubs in new industries such as advanced manufacturing or the creative digital sector.
6. In the Health and Well-being priority, investment will be directed to adapt homes so that people can live independently.
7. The Successful Young People priority will continue to invest in schools to meet the increasing demand for pupil places.
8. The declining central government support will place increased reliance on the Council's Asset Enhancement programme to generate capital receipts to use on its own priorities.
9. The graph below illustrates the change in activity in the Capital Programme from 2010/11 to 2019/20 and beyond.



Capital Investment Plans

10. So, looking forward, the current Approved Capital Programme from 2016-17 is projected at £939.9m.
11. 2012/13 saw the introduction of the Streets Ahead Programme (a Highways Private Finance Initiative (PFI)). The programme will result in loss of the Local Transport Plan (LTP) Maintenance Grant of approximately £6m per year, but the PFI funding of £1.2bn should deliver substantial improvements to the Highways

network through capital investment over a 30 year period concentrated in the first five years of the Core Investment Period of the project. If economically advantageous, the Council will invest further sums if this can generate revenue budget savings where it can raise finance cheaper than its commercial partners.

12. The Housing Revenue Account (HRA) Self Financing project delivers to local authorities' greater autonomy in the management of their housing stock and writes off substantial amounts of accumulated debt. This will allow the authority to plan contributions to the capital programme from the Housing Revenue Account with greater certainty over a longer term period, and the Authority has developed a 30 year business plan which will inject into the Housing Programme £349.2m from 2017/18 onwards..
13. School building works will be financed mainly by Department for Education formula calculated central grants supplemented by occasional specific grants to deal with building condition or population growth.
14. The proposed programme illustrated by the graph in paragraph 9 above does not include a number of major projects costing potentially more than £100m which are currently the subject of funding bids or approvals as detailed below.
15. **Flood Defence Schemes (£65m):** Cabinet has already approved a £18m scheme to provide enhanced flood defences over a five mile stretch of the River Don between the city centre and Meadowhall which would protect homes and businesses against a 100 year flood event. The Council has made presentations to central government proposing an £80m+ programme to undertake works across the city including the Upper Don Valley, River Sheaf, Blackburn Brook and Car Brook.
16. **City Centre Development:** it is a Council priority to regenerate the city centre. The Council is reviewing different partnership options for taking this project forward. This may involve the Council undertaking infrastructure works to prime the development and possibly taking a stake in the Sheffield Retail Quarter.
17. **Transport Infrastructure:** the Council has very recently obtained a grant of over £1m to move to the next stage of bidding for a share of £400m fund made available by the Department of Transport for major schemes. The central objective will be to enable growth in the Lower Don Valley by increasing the transport infrastructure capacity to reduce congestion caused by East-West traffic flows.
18. **Housing Schemes:** the Council has also been successful in obtaining support to bid for central government funding made available by the Homes and Communities Agency (HCA) to support the acceleration of new homes building.

19. **Castlegate Redevelopment:** the Council is seeking external funding to develop the former Castle Market site potentially as a visitor attraction if there are sufficient remains of the former castle which can be uncovered.

Pressures on the Capital Programme

20. This summary details the pressures on the Capital Programme and the consequences for its funding.

Schools

School Places

21. The Council has a significant duty to provide sufficient and suitable school places. The rising birth rate means that the primary population (which eventually becomes the secondary group from 2015/16) has risen significantly. Two new schools were delivered in 2014 and expansion measures have continued throughout 2016/17. This need will continue for the next three years as the responsibility to build new schools remains with the Council and does not transfer to academies.
22. The proposed programme in this report will commit the Council to investing up to £20m in school places to create the infrastructure in advance of receiving future government funding allocations beyond the current known values up to the end of 2017/18. Given the construction lead times for new pupil places, this is a risk to the Revenue Budget that the Council must take in order to be able to educate the children in an acceptable environment.
23. The proposals in this report are based on the current education funding arrangements and do not include any attempt to forecast the impact of additional schools converting to academy status or changes to the education system (which might see vocationally based education provided for pupils aged 14+ in colleges such as the University Technical Colleges). This development is expected to reduce the level of funding from today but the demands on the Authority's capital funds will reduce too as the commensurate responsibility for the renewal of the school infrastructure transfers to the Academies. However the demands relating to the condition of the primary estate are still significant. For the whole school estate, the backlog fabric renewal bill has been estimated at £100m and in some cases is becoming more urgent as time passes and assets which are critical to the functioning of the school become life expired.

Homes

24. The Housing Programme has suffered twin pressures caused by reductions in nationally funded programmes and reducing capital receipts as a result of the economic climate and changes to the Right to Buy legislation. The introduction of the Self-Funded Business Model has created greater freedom for the Council to

invest in its housing stock through contributions from the Housing Revenue account.

25. Having conducted an assessment of the housing market, the Council estimates that at least 725 affordable homes are required each year. The Council aims to deliver these through a combination of initiatives including building homes itself using the Sheffield Housing Company, releasing land to Housing Associations, bringing long term empty properties back into use as well as private sector developments.
26. The Council has developed a Housing Delivery plan to deliver 20,000 additional homes over the next ten years. This will be achieved through a mix of private sector, Council and Housing association led development. It may be appropriate for the Council to provide or assist in the provision of infrastructure to accelerate the development of key sites.
27. Smaller scale initiatives such as the Custom Build initiative to allow individuals to build their own homes are also being supported through the release of Council owned land,

Roads

28. The Streets Ahead programme is well underway, renewing the fabric of the City's highway infrastructure and nearing the end of the core Investment period. The new contract creates greater budgetary discipline than before in that the future maintenance costs of changes to the network have to be identified at the point of construction. This is done by calculating the future costs as a "commuted sum" which is usually funded out of the existing revenue budget. As the austerity programme reduces local authority budgets, there may come a point where new works are unable to progress because the Council cannot meet the future maintenance obligations.
29. The final position on the Inner Relief Road (IRR) scheme is dependent on the disposal of a small number of residual sites. Balancing this project relies on realising the sales to match any shortfall otherwise funding will have to be taken from the Corporate Resource Pool (CRP).

Maintaining the Existing Fabric of the Property Estate

30. The Council has traditionally allocated several million pounds each year to fund building renovations and machinery replacement. Cabinet has approved a programme to maintain the rolling programme and deliver savings to the Revenue Budget by engaging in capital spend to address the fundamental problems rather than "patch and mend". However, the size and age of the estate produces a significant demand on the Council's funds.

31. In particular the Council is the owner and custodian of a number of key civic city centre buildings including the Town Hall, Central Library plus Victorian schools in the suburbs. Many of these are listed buildings (the Town Hall is in the highest category of Grade 1) requiring the Council to keep these in good condition and preserve their original features.
32. In the case of the Central Library, it is estimated it will require investment in essential capital works of around £2.2m. This includes works relating to the heating system, roof, fire risk and general repairs. Whilst this will secure the building's operation in the short term, experience over the last 10 years shows that continued essential investment will be required on an on-going and sizeable basis. It is estimated that a major refurbishment of the building would cost at least £16m and a major redevelopment (modernising the layout and uses) would cost in excess of £30m. To put this in context, the essential works spend on the whole of the Council's operational buildings in the last five years was £12.7m, and, of that £6.9m is forecast to be spent in 2016/17 prompted by the Fire Risk Assessment Programme. The backlog work is assessed at £65m.
33. Inevitably the need to preserve architectural heritage features adds to the cost of any works because the replacement parts have to be specially built. Moreover as these buildings become older, building regulations become more demanding, the simplest work on say the electrical system can require a substantial overhaul in order to meet the current standards.
34. In order to mitigate this pressure, the Council is currently reviewing the estate to identify underutilised or high cost buildings where the facility can be provided from existing or new premises. This project, the Community Investment Plan, will run in conjunction with the Accommodation Efficiency Strategy has reduced the Council's office space needs enabling it to leave rented property providing Revenue Budget savings.
35. The first phases of the Community Investment Plan (CIP) and Asset Enhancement have concluded and the benefits realised through Revenue Budget savings and capital receipts. The first call on the receipts is to repay the investment in these initiatives. The CIP will progress on cash neutral basis with minimal funding whereby future schemes will be financed from capital receipts or revenue savings from completed projects.
36. There is also a substantial programme of remedial works in schools. A small proportion of this can be met by specific grants from the Department for Education (DfE) but the majority of works will require either significantly more grant from the DfE and/or alternative financing.

Developing the Local Economy and Infrastructure

37. Despite the downturn in the property market, the Council will be presented with opportunities to acquire strategic land sites which will help the city recover as the economic upturn gathers pace or provide sites for housing development. Investing in the city's people is also a key priority. In 2012-13 the Council acquired land to facilitate the construction of the University Technology College in the city centre and has support a second facility in Attercliffe as described in the next paragraph.
38. The Council has led in the redevelopment of the new Olympic Legacy Park in Attercliffe built around a theme of education, sports and well-being to complement the existing sports facilities in that area such as the English Institute of Sport and Sheffield Arena. The site has a through school constructed by the Council in 2015-16 and complemented by the City's second University Technical College which opened in 2016-17.
39. There are further plans to include other private sector led developments including an Advanced Well Being Research Centre led by Sheffield Hallam University and Toshiba. The total site investment will be around £60m of which just over half will be from the private sector. The Council has acted as a catalyst investing £25m of its own or grant funding in the remediation of the site, construction of the school and provision of the public realm.
40. The Capital programme funding strategy needs to be flexible enough to respond to such opportunities.

The Consequences for funding the Capital Programme

41. The impact of the national expenditure reductions, the uncertainties of the national economy and the need to manage the risks and contain the pressures within the non-housing programme combine such that the authority becomes increasingly reliant on capital receipts. Looking beyond this source, there are opportunities within the capital programme and new funding streams which have been combined to create funding pools such as the Growth Investment Fund. Other initiatives such as the Tax Increment Financing Scheme (TIF) are now in operation and the Community Infrastructure Levy (CIL) has been enacted from July 2015. These sources are discussed more fully at paragraphs [103 & 110]

The Growth Investment Fund

42. The purpose of the Growth Investment Fund (GIF) is to provide long term funding for regeneration and housing projects which will stimulate growth to provide high quality jobs and homes that people can afford. The money may be used to support land assembly, remediation and match inward and external investment for projects which have no other income stream. The fund is also intended to support infrastructure projects such as transport links which will enable growth

projects to progress by removing network capacity constraints which may prevent the grant of planning permission.

43. Approvals from the fund are made by the Deputy Leader and Cabinet Members for Finance, Children, and, Transport and Infrastructure assisted by the Executive Directors responsible for Housing, Place and Finance.
44. The fund will comprise receipts from New Homes Bonus and CIL potentially topped up by Council Tax and Business Rates generated from projects financed by the fund. It is intended to operate on an “evergreen” basis with receipts from successful projects recycled back through the fund. The potential benefit of this approach is gained from amalgamating multiple income streams to generate further growth to provide the critical mass to support major projects which will transform the city. The alternative piecemeal approach would delay projects for years until sufficient funds from individual streams e.g.CIL had been accumulated.
45. The priorities for the fund are set by the priority boards, led by Members. The Strong Economy Board has identified four immediate priorities:
 - Transport Strategy development
 - Medium Term Congestion Reduction Schemes
 - Securing Inward Investment
 - Redevelopment of Castlegate

The Capital Resource Pool (CRP)

46. Historically the Capital Resource Pool (CRP) has been used to fund investment needs not met by Government funding which is principally targeted at housing, schools and roads. The CRP is therefore used to improve the authority’s building estate, deal with backlog maintenance demands and unplanned failures of large critical assets or other property losses caused by natural disasters such as the floods in 2007. The authority needs to retain a prudent level of reserve to cover such risks.
47. CRP is also a key resource for funding those projects which are not supported by specific central government grants for homes, schools or roads. It can also be used to demolish empty properties to redevelop land for sale. This can bring benefits to the Revenue Budget by reducing the costs of safeguarding vacant property as well as replenishing the CRP.
48. The success of the Asset Enhancement programme is key to replenishing this reservoir of funding.
49. Appendix 4 discusses the position on the CRP in further detail but the key point to note is that this report, as for the past three years, recommends that no

schemes funded from this source be approved beyond one year (2017-18) because of the uncertainty around future capital receipts.

50. The Structure of the Report

This report now describes

- the whole of the programme for the next four years and beyond;
- the programme in 2017/18 and the changes from 2016/17; and
- funding of the capital programme

THE CAPITAL PROGRAMME 2017 – 22

51. The capital programme over the 5 years 2016-21 shows a broadly balanced position with proposed expenditure totalling £939.9m as per Appendix 1.
52. Wherever possible, attempts are made to match the timing of the receipt of resources and the incurrance of expenditure to protect the Council's cash flow position. Where the levels of expenditure are significant, then individual management arrangements are put in place to mitigate the impact as far as possible. These are overseen by the Director of Finance, in conjunction with the respective Head of Service.
53. The funding of the programme comes from a diverse range of resources, such as government grants, other grants and contributions from other public bodies or third parties, capital receipts, prudential borrowing and revenue contributions to capital. The majority falls within either prudential borrowing or contributions from the revenue account to the capital programme, which together represents £701.7m (74 %) of the overall programme value.
54. The 2016 programme was set on the 6th March 2016 and at the time totalled £195.2m for 2016-17. This has been revised as additional resources have been secured and applied to new schemes, together with the net effect of the 2015/16 Outturn slippage and actions taken below, resulting in a revised current approved programme for 2016/17 of £246.8m as per appendix 1.

Slippage within the Capital Programme

55. For the last six years there has always been an underspend against the approved capital programme. The risk of slippage is present in all capital programmes. Subject to Cabinet approval, funds are rolled forward into the next year in order to complete projects. Slippage reflects delays in physical progress of a project and in most cases the work is delivered in the next financial year.
56. However, the current reporting system has provided greater transparency and identified instances where money appears to be repeatedly carried forward from earlier years. This allows members to test if the funding is really needed and could be reallocated to other priorities. It also shows the delivery performance on the capital programme.
57. Considerable work was undertaken in 2014-15 to identify the cause of slippage and improve capital delivery. This work compared Sheffield's approach to that of other organisations with significant capital programmes and concluded that project management needed to be strengthened and that delivery plans need independent scrutiny.

58. During 2015-16 the Council introduced a number of “gateways” at which the validity of the project is tested led by the Priority Programme Boards and the Capital Programme Group. These include:

- Approval of a mandate to ensure that all projects are linked to the Council’s priorities so scarce resource is not wasted on irrelevant projects;
- Review of an Outline business case which will set out the benefits and delivery options for the project. The Priority Boards will test if the proposal is value for money;
- Review of an initial business case once the preferred option has been selected. The Council’s Capital Delivery Service and Commercial Services function will advise on the proposed project plan and procurement route;

59. These changes have addressed a number of weaknesses in the programme including:

- the need for an independent review and challenge of project timelines which tend to be optimistic and do not allow sufficient time for key procedures such as approval, procurement and consultation with no contingency if things go wrong;
- Submitting investment bids before the whole project has been scoped in order to obtain capital funding; and
- Weak project governance with inadequate supervision of project managers by project and programme boards. In some cases the supervising group is managing the project instead of the Project Manager.

60. The value of net slippage approved to date at 30th November totals £9.7m. A breakdown of this by Programme is listed in the table below.

Portfolio	Slippage (£m)	Accelerated Spend (£m)	Net Slippage (£m)	2015/16 Comparable Figure [1]
Housing	9.1	0.0	9.1	4.6
Place	0.3	0.0	0.3	2.7
Resources	0.0	0.0	0.0	4.1
Highways	0.2	0.0	0.2	0.0
Communities	0.0	0.0	0.0	0.0
CYPF	0.0	0.0	0.0	2.1
TOTAL	9.7	0.0	9.7	13.5
[1] Represents the level of slippage approved at the equivalent period last year.				

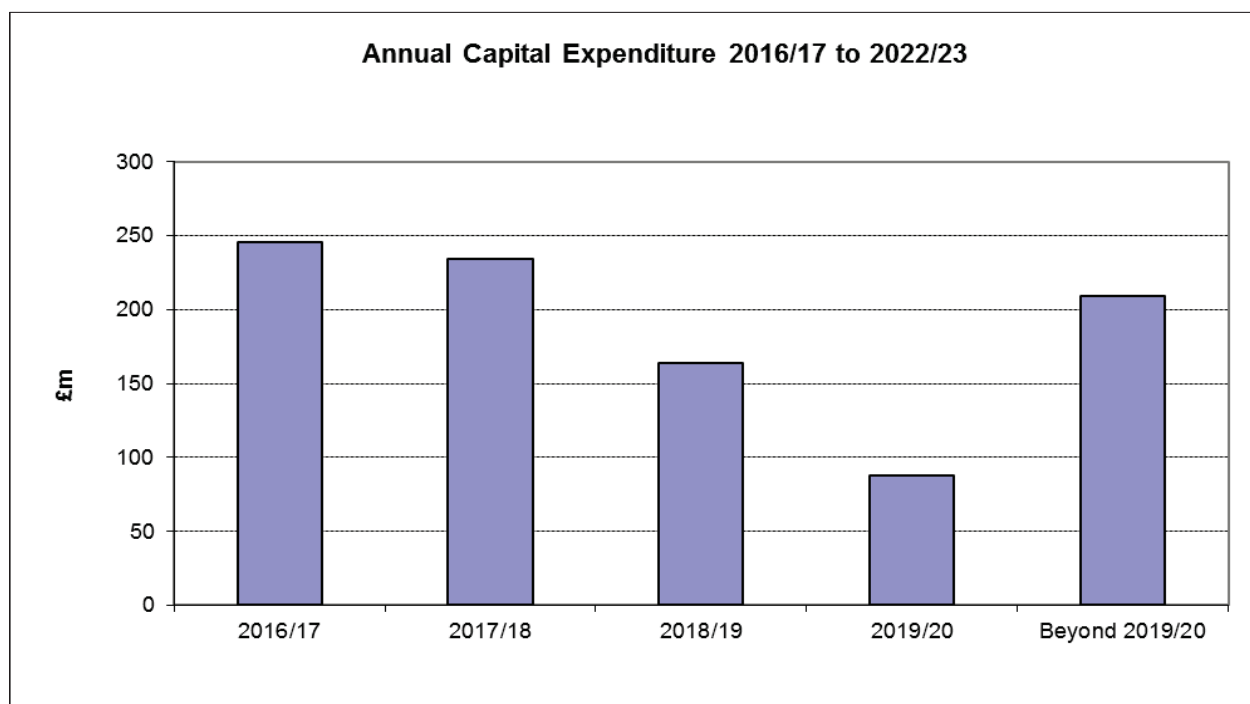
The value is lower than last year and does represent an improvement.

KEY ELEMENTS of the CAPITAL PROGRAMME

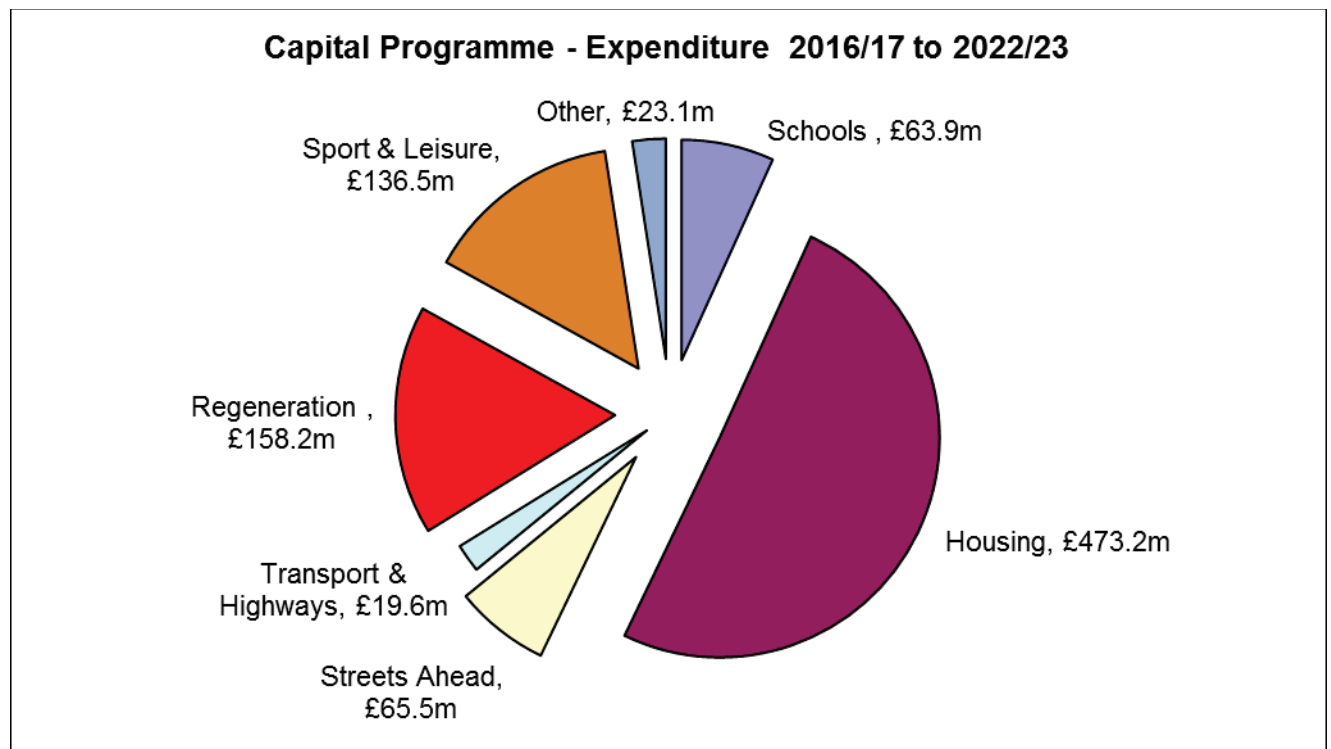
61. The overall Capital programme position for the 5 years from 2016/17 – 2020/21, amounts to £939.9m. Although the programme is made up of numerous capital projects the majority of its value falls within the Housing programme (£473.2m), which represents 50 % of the total programme.

2017/18 Approved Programme	
Annual Profile	
	£m
2016/17	245.6
2017/18	234.0
2018/19	164.1
2019/20	87.5
Beyond 2019/20	208.8
Grand Total	939.9

62. The profile of the programme is below and relatively even. As discussed at paragraph 14, it is expected that further projects will come forward for approval and add to the programme in 2018-20 to level out the activity.



63. The Housing programme becomes the largest single element (50 %) of the Capital Programme with significant amounts being invested in roads, regeneration, schools and leisure facilities.



CAPITAL PROGRAMME		
2016/17 to 2022/23		
	£m	%
Schools	63.9	7%
Housing	473.2	50%
Streets Ahead	65.5	7%
Transport & Highways	19.6	2%
Regeneration	158.2	17%
Sport & Leisure	136.5	15%
Other	23.1	2%
Overall Total	939.9	100%

Comments on the main elements are shown below. Further detail can be found in Appendices 6 to 8.

School Places and Capital Maintenance Programme for Schools

64. The need to meet the demand for additional school places created by an expanding population is a priority for the council. Recently new schools in the Waterthorpe and Skinnerthorpe areas plus the new Through School in Attercliffe on the site of the Olympic Legacy Park will create places in areas with increasing pupil numbers. The Council will design and procure the new schools, which will

be run as academies under government rules. An external sponsor will then maintain them.

65. Cabinet has approved, and work has commenced on providing more capacity at Bannerdale, Woodside and Ecclesall Juniors which will add a further 2,400 places.
66. Capital investment in maintaining the estate (including primary schools) utilises the approximately £4m annual grant from the DfE together with the Devolved Formula Grant from the schools themselves (£1.3m annually). Good prioritisation utilising our asset management plans means that the Council can target resources at the most needy schools throughout the city. This includes the ability to combine programmes at schools where it produces better value for money. The critical programmes to follow on after BSF are, heating and electrical, fire risk assessment measures, structural, roofs, windows and mobile replacements.
67. The proposed programme is aligned to the three main themes in the Council's Housing Strategy. The programme is summarised below and described in detail in Appendix 6
68. **Increasing the Supply of New Homes in the City (£102.3m)** through supporting the Sheffield Housing Company and other registered homes providers to build new properties. Growth Investment Fund could be used to clear undeveloped sites to prime construction work. For the first time in many years the Council will build its own houses using substantial funds from the HRA and Affordable Housing payments from developers.
69. **Making the best use of the City's existing housing stock (£264.7m)** by continuing to renovate and refurbish the Council's housing stock. The Decent Homes Programme completed in 2013-14 having invested over £700m into improving homes. Going forward, £349m of funding has been identified within the Housing Revenue Account to maintain the standards reached today. Investment will be directed to renewing roofs, kitchens, bathrooms, electrical wiring and the communal areas of estates.
70. **Helping Younger, Older and Vulnerable people live independently (£23.9m)** through the provision of grants to help adapt private sector houses to their needs as well as adapting the Council's own stock.

Other Projects and Programmes

71. **Regeneration (£158.2m)** is a key programme and objective within the Place portfolio. These works are seen as essential to promote economic growth and jobs which will increase footfall and spending in the city. More businesses, less vacant office and shop space should also increase the Council's business rate

income which will help offset the loss of central government funding. Most of the money (£128.8m) is allocated to the New Development District in the city centre which will incorporate the Sheffield Retail Quarter Over £6m will improve the area around Sheffield University and is funded by SCRIF and the University.

72. £10m of SCRIF grant is being invested in the development of a “Light Weighting” research centre which is being delivered through the University of Sheffield. The project provides a great opportunity to develop the region’s existing advanced manufacturing hub by investing in new technologies which are key to the aerospace industry. It should help to attract inward investment creating skilled high quality jobs for the people of Sheffield.

73. Over £35m has been spent to implement the **Council’s leisure facilities strategy**. This will be completed in the life of this plan with the final spend of £7m to deliver new centres in the North and South of the city complementing those at Ponds Forge in the city centre. The new sports centres will also include medical evaluation facilities to measure the impact of exercise on health. A further £3.3m will be invested in a venture with the Football Association to transform the quality of both adult and junior pitches across the city with Sheffield being the pilot for the national scheme.

74. At financial year end 2015-16 an adjustment to the prior year accounting treatment for the outstanding bond repayments in relation to Major Sporting Facilities was implemented with the agreement of the Council’s Audit Committee and External Auditors, KPMG. The impact of this was to recognise that the bond principal repayments should be funded from capital rather than charged to revenue (£26m to date). This is not an additional burden on the Council and no additional cash payments will need to be made. Therefore the Capital Programme now reflects the revised treatment of the remaining payments (£115m) as capital for the remaining term (8 further years).

75. The £16.8m expenditure in the Resources portfolio is primarily on essential building works to comply with current legislation. A significant programme of Fire Risk Assessment works to survey, risk assess and mitigate fire hazards in buildings is underway and will be added to over the next two years.

76. £18m is included for the feasibility, design and construction of **flood defences** to protect the Lower Don Valley which should raise business confidence and assist the regeneration of the area which is one of the Council’s key priorities.

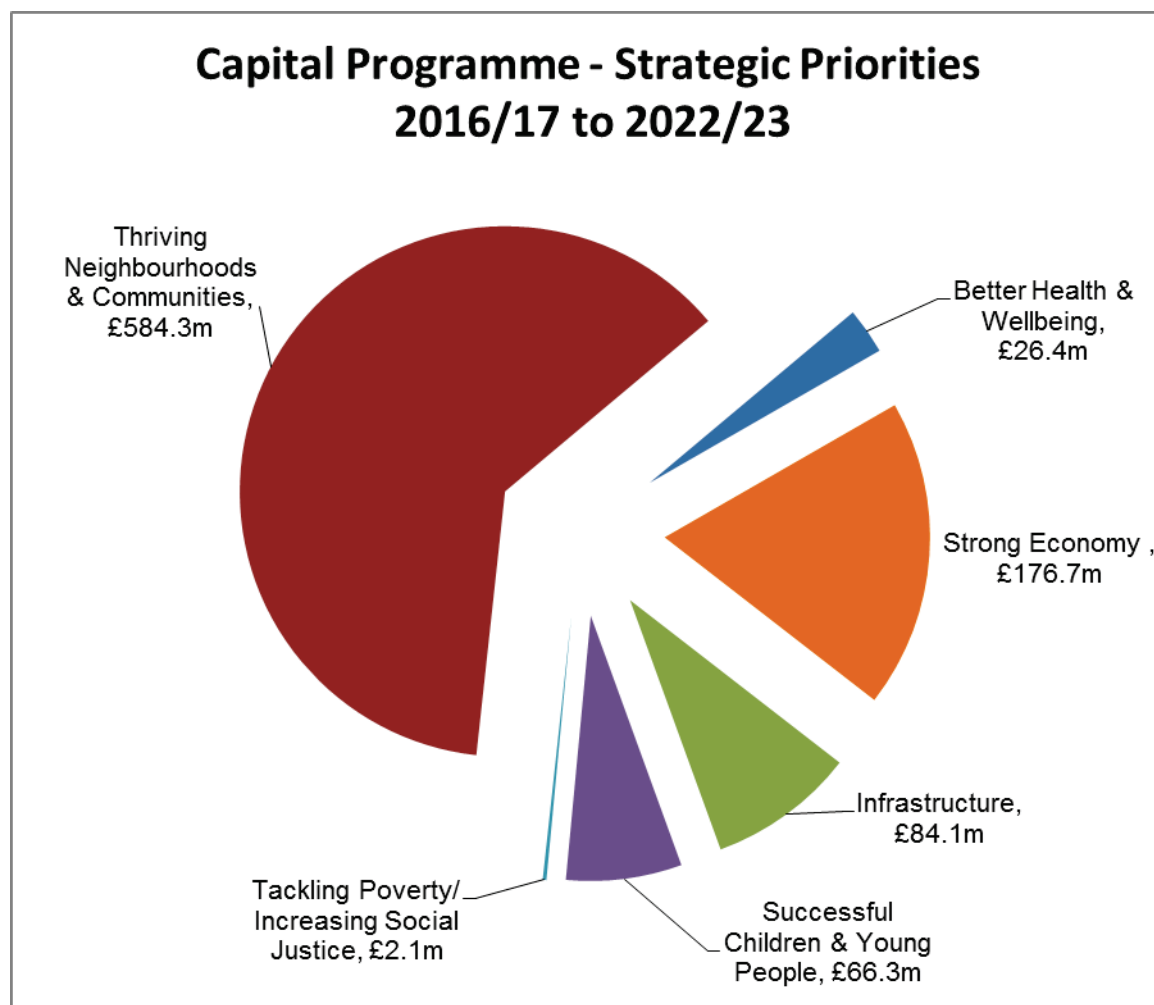
77. **Asset Enhancement Programme**. £1.2m will be invested in surplus council land to prepare it for development increasing its attractiveness so that it can be sold to generate a future stream of capital receipts which is vital to fund the Capital Programme. This programme will also assist other Council priorities such as developing new homes by releasing land for house building.

78. £3.6m investment in **Parks projects** including £1.6m Green and Open Spaces improvement programme funded by Housing Planning s.106 agreements and £600k to construct a new educational centre at the Botanical Gardens providing a facility for local children in particular to learn about nature. This development has been funded by a third party contribution.

Strategic Priorities

79. Over the past two years the Council has adopted an alternative strategy considering the total investment across all service delivery portfolios in a particular area of performance (called a strategic priority) which is linked to the medium-term plan priorities. As stated in the Executive Summary, the current disposition of central government and external funding opportunities result in the capital programme principally supports the Thriving Neighbourhoods and Communities and Strong Economy priorities.

80. The graph below shows the allocation of investment by Strategic Priority. Individual projects are listed under each strategic priority at Appendix 10.



81. **Thriving Neighbourhoods and Communities** includes not just the Housing Programme but also investment in schools, sports and leisure facilities, parks, fit for purpose transport systems and road safety measures. These works are predominantly undertaken by the Housing and Place Portfolio programmes and are explained in greater detail in Appendices 6 and 7 8.
82. **Successful Young People** primarily reflects the investment in education assets to give children the opportunity of a good start in life. The School Places Expansion and Maintenance Programmes are the main components of this priority.
83. **Strong Economy** – Schemes contributing to this priority include the City centre regeneration schemes (New Development District and public realm improvements) plus some energy efficiency schemes such as the insulation of homes which contributes to the Council’s environmental objectives. The schemes are discussed in more detail in Appendix 8.
84. **Health and Well Being** outcome will see investment in information systems and ICT equipment to improve customer service and reduce operating costs, plus Housing programme schemes that help people to live independent lives in their own homes.
85. **Infrastructure** comprises mainly schemes associated with essential building works to extend the life of, improve or rationalise the Council’s building estate e.g. the Office Accommodation Efficiency Strategy, Asset Enhancement and Community Investment Plan. Investments are made to make Revenue Budget savings.
86. **Tackling Poverty and Increasing Social Justice** – £3.9m scheme to improve the local district heating system including the installation of meters in individual dwellings to give people the opportunity to control their energy usage and cost.
87. **Safe and Secure Communities** investment will provide local facilities like resource centres to develop more sustainable and cohesive communities.

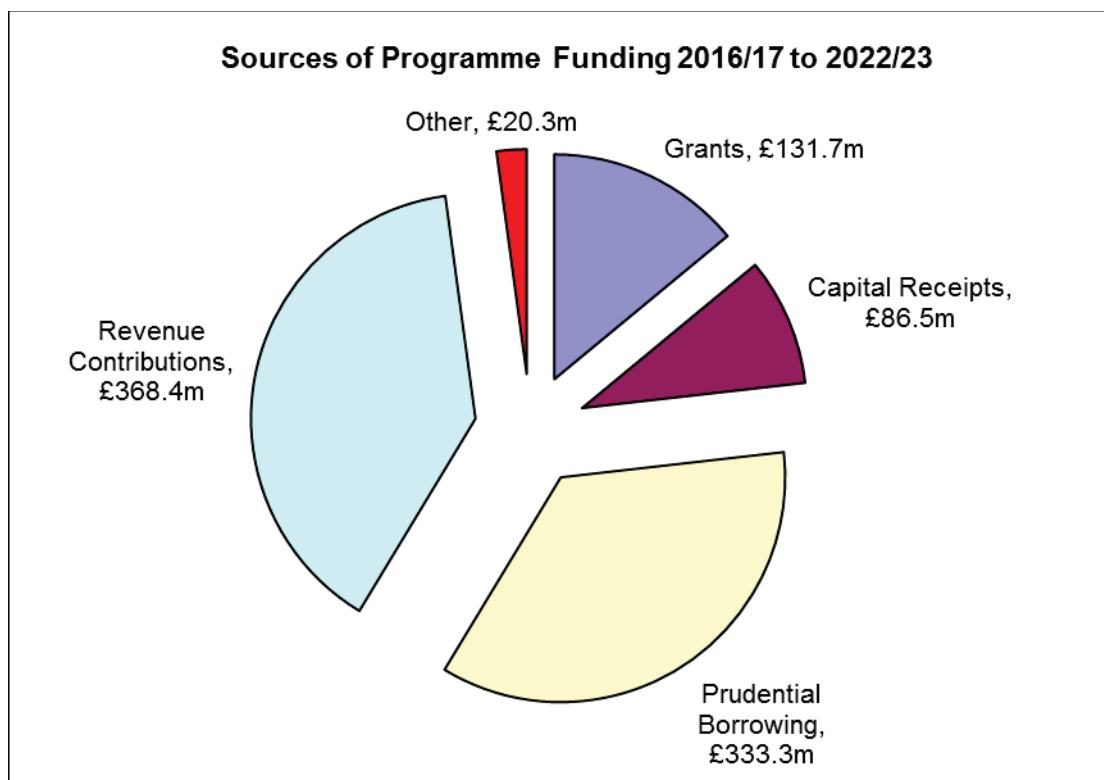
The Programme in 2017-18 and changes from 2016/17

88. The CYPF programme will decrease from £30.7m to £21.9m reflecting the completion of Tinsley Meadows School in 16/17 and expansions at Gleadless Primary and Hallam. Three new schools at Bannerdale, Ecclesall Juniors and Woodside are under construction for completion in September 2018. During 2017/18 it is anticipated that further approvals to move the Woodside School from design to construction will add a further £20m+ to the programme.

89. The Communities programme is focussed on Housing. – key projects include continuing Roofing, Electrical replacement and increasing the stock of Council housing
90. The Place portfolio programme increases by £6m to £80.7m. There is a net increase in regeneration project spend of £32.7m as the SRQ office block is built out (£47.7m) offsetting the completion of the £10m investment in the Lightweighting centre and £5m spent on University of Sheffield public realm improvements in 2016/17. Lower Don Valley Flood defences spend will be £9.3m lower than 2016/17 as it is forecast to complete next year, and, the significant investment in sports facilities is also completed (£14.5m spent in 2016/17).
91. The Highways programme falls from £13.1m to £6.4m following the completion of the BRT North project (£4m) and several Better Buses projects (£0.7m). The remaining shortfall is accounted for the 17/18 Local Transport programme which is under development and not yet submitted for approval. The major programme in 17/18 will be the completion of the Chesterfield Road Key Bus Route from Heeley Retail Park to Queens Road funded by the Better Buses scheme.
92. The Resources programme comprises statutory compliance projects or essential works to keep Council buildings safe and “wind and watertight”. The programme falls from £15m to £1.8m due to the inclusion in 2016/17 of a one-off purchase of £5.8m of vehicles for the Housing repair insourcing project, £4.4m on the planned renewal work as the programme is yet to be brought forward for approval, a net decrease of £3.1m of Fire Risk Assessment work, and completion of the Office Accommodation Efficiency programme (£0.7m).
93. Further details on individual projects in the programmes can be found at Appendix 9.

SOURCES OF PROGRAMME FUNDING

94. The programme details at scheme level, both the proposed expenditure and expected funding on an annual basis. The funding of the programme comes from a diverse range of resources and Appendix 2 gives a breakdown of how the overall Capital Programme is currently funded.
95. The majority of the programme is funded via revenue contributions to capital mainly from the Housing Revenue Account, which amount to (39 %). Prudential Borrowing funds 35% Grants fund 14% of the programme, and capital receipts represent a further 9% and it is this element of funding that is the most uncertain. Any projects in the Capital Programme funded by capital receipts can only be undertaken if the receipts are realised.



96. Grants funding is mainly used for the schools capital programmes and highways.

97. Prudential borrowing is used where no external funding is available and to fund schemes which will generate a Revenue Budget saving which then repays the principal and interest. The council can often borrow funds cheaper than its commercial sector partners because of its perceived higher credit rating. It makes sense therefore to inject such capital where there is a potential economic benefit.

Capital Receipts Funding

98. The receipts from the sale of surplus assets are used to fund a Corporate Resource Pool (CRP) which allows Members at their discretion to undertake projects for which there is no external funding. It is also used by the authority as a strategic reserve to cover to emergencies such as the total loss of a key piece of infrastructure e.g. as occurred in the 2007 Floods. As external funding sources are reduced because of austerity cut backs, the CRP assumes an even greater significance in funding the Capital Programme.

99. Appendix 4 reviews the potential receipts and demands on the CRP over the next five years in order to form a view on the level of commitment which can be prudently made.

100. Whilst the Asset Enhancement and Community Investment programmes should deliver a steady stream of surplus properties, the uncertainty in the market suggests that the receipts may not be realised within five years. Moreover, the receipts from the CIP will be re-invested in the programme so that it does not require specific support from the Council.

101. Given the need to maintain a prudent level of reserve to mitigate infrastructure failures, grant claw back, or project overspends, the conclusion is that there is insufficient confidence to be able to recommend to Members that any CRP funded projects are approved beyond 2017/18.

Other forms of Funding

Prudential Borrowing

102. Under the rules of the Prudential Code, the Council has the power to finance Capital schemes using Prudential Borrowing (borrowing that does not attract financial support from the Government, which is also known as unsupported borrowing). The principles for entering into such borrowing were approved by Cabinet on 22 September 2004, and generally relates to 'Invest to Save' schemes, including Land Assembly and funding for major capital projects.

103. It remains the Council's view that it's best overall financial interest is served by substituting Prudential Borrowing for Leasing. It is considered that borrowing in lieu of leasing can be undertaken as an element of 'Invest to Save' (where it is considered to be more cost effective over the whole life of the asset when compared to Leasing), and can be contained within an overall annual limit established for such borrowing.

104. Included within the 2017/18 Capital Programme are the following amounts of prudential borrowing for projects funded in whole or part from prudential borrowing:

Project	Total Project Value £000s
New Retail Quarter	63,473
Street Ahead Capital Contribution	38,350
Leisure Facilities	12,173
Other misc schemes	2,087
TOTAL	116,082

105. Any amendments to these limits will be approved by Full Council and undertaken in line with the Prudential Code. There are other commitments outside of the capital programme and these are described in the Revenue Budget report.

106. Prudential Borrowing does not receive any government support and therefore if the Council enters into any prudential borrowing then it will incur additional Capital financing costs. Prudential Borrowing will only be entered into where it can be demonstrated that funding is available within the overall Council budget to meet the ongoing borrowing costs.

New Homes Bonus Fund

107. This fund which has been created out of two government incentive payments for building new homes (the New Homes Bonus) and reducing the number of long term empty properties. Council policy is to make this available for projects which improve the local housing or neighbourhood environment or assist in regeneration. This grant is now included within the Growth Investment Fund and is discussed at paragraph 42.

108. The grant is being used to provide infrastructure or clear derelict buildings to kick start developments at sites which have been unattractive to developers. Often this improves the neighbourhood through removing opportunities for anti-social behaviour as well meeting the Council's priority of providing new homes.

Tax Increment Financing (TIF)

109. This initiative was announced in September 2010. The principle is to allow the authority to borrow funds to undertake capital improvements in an area. The money would be repaid from increased tax revenues (i.e. business rates) in the area as land values rise as a result of the capital investment. This scheme has been used successfully in the United States over the last fifty years, often for major transport, infrastructure or regeneration projects.

110. A scheme to develop infrastructure required for the New Development District (also known as the New Retail Quarter) has been approved by H.M. Treasury. The borrowing will be repaid out of the anticipated additional rates revenue generated by the redevelopment of the city centre. The Council had previously been developing the NDD using a preferred developer but has agreed, by mutual consent, to dissolve the partnership. The Council is currently reviewing options for taking forward this important scheme.

Community Infrastructure Levy

111. This will supplement the current Section 106 (Town & Country Planning Act 1990) arrangements which fund many of the local neighbourhood facility improvements especially in Parks & Countryside as well as City Development Division. CIL allows local authorities in England and Wales to raise funds from developers undertaking new building projects in their area. The money can be used to fund a wide range of infrastructure that is needed as a result of development. This includes new or safer road schemes, flood defences, schools, hospitals and other health and social care facilities, park improvements, green spaces and leisure centres.
112. The Council intends to use CIL to develop strategic infrastructure projects such as roads and schools e.g. it will be used to fund the development of the BRT North link.
113. The Council has developed its rating tariff and introduced the scheme from July 2015. Although at a very early stage of the new regime the current estimates predict annual revenues of £2m - £3m p.a. depending on the pace of development.

RECOMMENDATIONS

114. It is recommended that Members note the specific projects included in the years 2017-18 to 2022-23 programmes at Appendix 9. Block allocations are included within the programme for noting at this stage and detailed proposals will be brought back for separate Member approval as part of the monthly monitoring procedures.
115. Note the proposed Capital Programme for the 5 years to 2022-23 as per Appendix 9.
116. Approve the Corporate Resource Pool policy outlined in Appendix 4 such that the commitment from the CRP is limited to one year and no CRP supported schemes are approved beyond 2017/18 unless explicitly stated. Further reports will be brought to Members as part of the monthly approval process should the receipts position improve.

Finance

February 2017

THIS PAGE IS INTENTIONALLY LEFT BLANK

Appendix 1

SHEFFIED CITY COUNCIL

CAPITAL PROGRAMME

PORTFOLIO / SERVICE	2016/17		2017/18		2018/19		2019/20		Future		Total	
	£k	%	£k	%	£k	%	£k	%	£k	%	£k	%
Children Young People & Families (CYPF) consisting of:												
Schools Programme	29,267	12	20,989	9	13,315	8	110	0	220	0	63,901	7
Other	1,439	1	952	0	-	0	-	0	-	0	2,391	0
	30,707	13	21,941	9	13,315	8	110	0	220	0	66,292	7
Communities consisting of:												
Housing	82,333	34	84,851	36	88,205	54	73,602	84	144,196	69	473,187	50
Other	325	0	-	0	-	0	-	0	-	0	325	0
	82,658	34	84,851	36	88,205	54	73,602	84	144,196	69	473,512	50
Place consisting of:												
Highway Maintenance Division	247	0	335	0	75	0	-	0	-	0	657	0
Transport Traffic & Parking Service	12,866	5	6,049	3	-	0	-	0	-	0	18,916	2
Development Services	416	0	330	0	-	0	-	0	-	0	746	0
Capital & Major Projects	786	0	124	0	-	0	-	0	-	0	910	0
Sheffield Retail Quarter	15,800	6	63,473	27	49,508	30	-	0	-	0	128,780	14
Culture & Environment	30,274	12	15,083	6	12,954	8	13,767	16	64,378	31	136,457	15
Creative Sheffield	26,145	11	1,595	1	-	0	-	0	-	0	27,740	3
Business Strategy & Regulation	1,149	0	-	0	-	0	-	0	-	0	1,149	0
	87,684	36	86,989	37	62,537	38	13,767	16	64,378	31	315,356	34
Resources	14,977	6	1,826	1	-	0	-	0	-	0	16,803	2
Corporate	2,400	1	0	0	0	0	0	0	0	0	2,400	0
Streets Ahead	27,182	11	38,350	16	0	0	0	0	0	0	65,532	7
Overall Total	245,607	100	233,958	100	164,057	100	87,480	100	208,794	100	939,894	100

THIS PAGE IS INTENTIONALLY LEFT BLANK

CAPITAL PROGRAMME FUNDING

Appendix 2

SOURCE OF FUNDING	2016/17		2017/18		2018/19		2019/20		Future		Total	
	£m	%	£m	%	£m	%	£m	%	£m	%	£m	%
Revenue Budget Contributions to Capital	64.9	26.3	68.2	29.3	68.7	41.9	55.1	63.0	111.5	53.4	368.4	39
Prudential Borrowing	68.1	27.6	116.1	49.8	62.5	38.1	13.8	15.7	72.9	34.9	333.3	35
Grants	79.5	32.2	30.6	13.1	15.3	9.3	2.1	2.4	4.2	2.0	131.7	14
Capital Receipts	21.7	8.8	14.0	6.0	16.1	9.8	15.3	17.4	19.4	9.3	86.5	9
Other Capital Contributions	11.7	4.7	4.2	1.8	1.5	0.9	1.2	1.4	0.8	0.4	19.4	2
Community Infrastructure Levy	0.9	0.4	-	-	-	-	-	-	-	-	0.9	0
Overall Total	246.8	100	233.0	100	164.1	100	87.5	100	208.8	100	940.1	100

THIS PAGE IS INTENTIONALLY LEFT BLANK

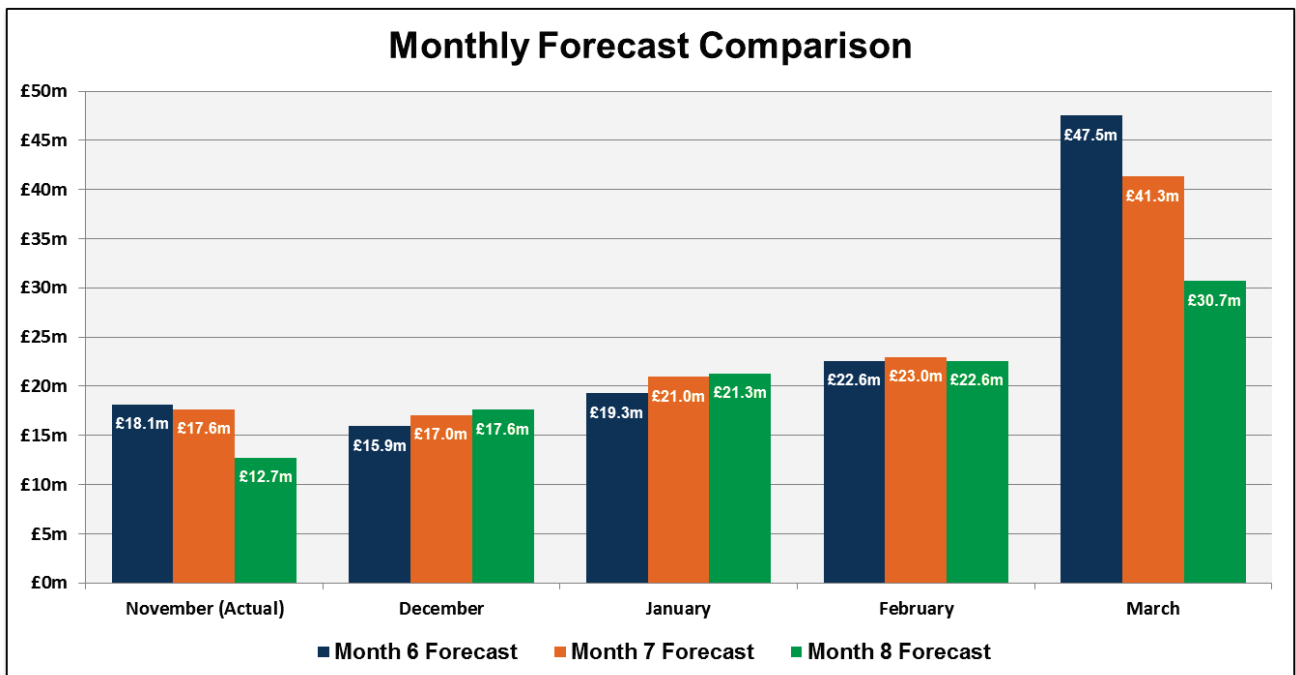
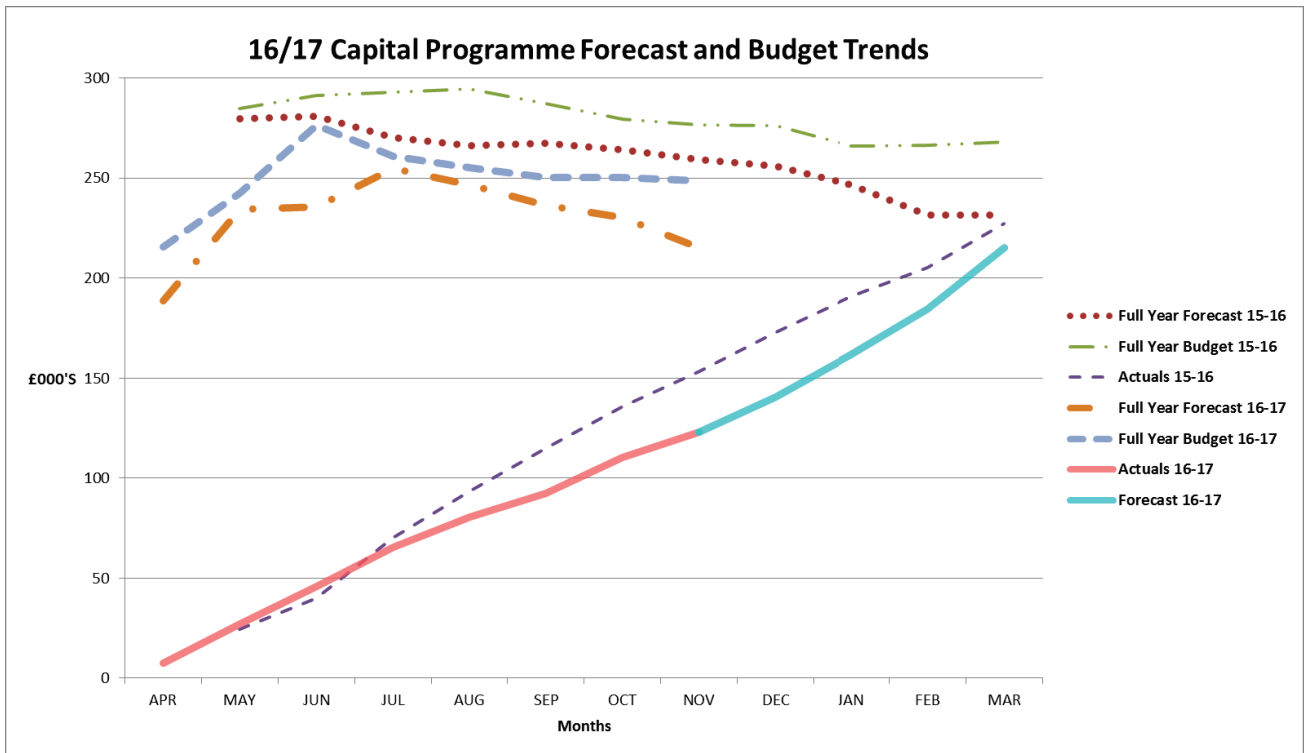
CAPITAL PROGRAMME MONITORING AS AT 30th November 2016

Summary

1. The forecast for 2016/17 has decreased by £15.1m on the Month 7 forecast to £215.1m. The Approved programme budget is £248.8m, so the current shortfall is £33.7m. This represents a slippage rate of 13.5% which is up from 8.0% at Month 6. The majority of the difference is in the Housing programme which is forecasting an underspend of £19.0m mainly arising on acquiring or building new council housing stock and refurbishment of existing properties, and, the Sheffield Retail Quarter project (£11.5m). The SRQ remains on track overall.
2. The table at paragraph 4 below shows that at Month 8, the year to date spend is £21.4m (14.8%) behind plan. The absolute variance has slipped £2.3m further behind in Month 8, predominantly in Housing (£3.0mW) offset by accelerated spend in CYPF programme (£1.9m B).
3. The upper chart at paragraph 5 shows that capital programme spend rates in 2016/17 continues to lag behind those seen in 2015/16 when the Outturn was £232m. The current forecast is £215.1m and the lower chart at paragraph 5 shows that the monthly level of spend in January to March needs to virtually double on that achieved in Month 8. However, the rate of increase required looks to be very optimistic. An Outturn around the £200m looks more likely at this stage.
4. **Financials 2016/17**

Portfolio	Spend to date	Budget to Date	Variance to date	Full Year forecast	Full Year Budget	Full Year Variance on Budget
	£000	£000	£000	£000	£000	£000
CYPF	15,325	17,292	(1,968)	22,577	24,227	(1,650)
Place	28,977	34,243	(5,266)	53,788	66,587	(12,799)
Housing	49,843	60,495	(10,653)	81,735	100,743	(19,008)
Highways	6,383	6,854	(471)	13,431	11,608	1,824
Communities	147	220	(73)	347	325	22
Resources	1,620	4,569	(2,949)	13,643	15,701	(2,058)
Corporate	20,648	20,648	(0)	29,582	29,582	(0)
Grand Total	122,943	144,321	(21,378)	215,104	248,773	(33,670)

5. Forecast trends



6. Capital Programme

Capital Programme

	2016-17 £m	2017-18 £m	Future £m	Total £m
Month 7 Approved Budget	250.2	208.6	271.3	730.0
Additions	1.3	18.0	13.0	32.3
Variations	-2.7	-18.0	-10.6	-31.2
Slippage & Acceleration	0.0	0.0	0.0	0.0
Month 8 Approved Budget	<u>248.8</u>	<u>208.5</u>	<u>273.7</u>	<u>731.0</u>

The programme has increased by £1m to £731m following the approval of mechanical plant replacement in schools.

PROJECT MANAGEMENT

7. From the start of this year the Council has introduced an improved system of reporting and monitoring project delivery. This will collect in one place, all project highlight reports which will be accessible to all users and, eventually, provide the basis for workflow driven meeting agendas for each stage of the Gateway Approval process. The progress of a project will be readily evident.
8. The table below shows the current level of performance. Of the 183 projects in the system, 95% of project managers have submitted highlight reports and just under 90% of these have been reviewed and approved by sponsors. Overall therefore, just over 85% of the projects in the programme have been reported on and reviewed by sponsors.
9. This is similar to last month's performance. Performance appears to be stabilising at this level.

10. The table below shows performance by Programme Board:

Outcome Programme Board	Reports Issued	Reports Completed	%	Reports Approved	%
Capital & Growth	29	29	100.0%	29	100.0%
Community Investment Programme	1	1	100.0%	1	100.0%
Housing Capital Programme	72	69	95.8%	69	95.8%
Resources Leadership Team	18	17	94.4%	17	94.4%
SRQ Board	4	4	100.0%	4	100.0%
Strong Economy	8	8	100.0%	5	62.5%
Thriving Neighbourhoods and Communities	59	54	91.5%	46	78.0%
Waste Management Board	1	1	100.0%	1	100.0%
Total	192	183	95.3%	172	89.6%

Commentary

11. Appendix 6.3 summarises the Top 20 projects in the Capital Programme. This group accounts for 67% of the current 2016/17 budget. The key **forecast variances** from Budget at Month 8 include:

- Housing programme is forecasting to be £19.0m below budget by the year end. The majority of the slippage (£15.2m) occurs on the New Build Council Housing and stock acquisitions and repairs following previously reported contractor problems and a lack of suitable properties coming onto the market. The New Build project will be re-profiled in December to reflect the latest plans. Slippage is also forecast on Kitchen and Bathroom replacement programme (£1.3m), Electrical repairs (£0.8m) and Garage demolition (£0.8m).
- Place programme is forecast to be £12.8m below budget principally due to the Sheffield Retail Quarter which is £11.5m behind programme although the overall direction and progress of the scheme remains on target.

- The Highways programme is forecasting to be £1.8m above budget awaiting approvals of new schemes associated with the Better Buses programme.
- The CYPF programme is forecast to be £1.7m below Budget of which £1.1m is newly declared slippage on the Devolved Formula Capital scheme which is administered by schools. A further £0.7m is due to anticipated final costs being below the approved budget on several projects offset by a potential £0.5m overspend at Hallam. £0.5m of the £0.7m work at Aldine House Secure Unit is forecast to slip into 17/18 following a re-design of the accommodation.
- Resources programme is forecasting to be £2.1m behind budget on the Fire Risk Assessment work (£0.4m) and essential repairs at the Medico Legal Centre (£0.3m).

Year to date variance

- Of the £21.4m year to date variance, £5.3m and £10.7m is on the Place and Housing programmes respectively.
- In the Schools programme £2.0m below budget, £0.5m is due to cost savings on projects which have been procured at a lower cost, £0.7m on the schools expansion programme where the configuration of the programme has been reviewed as initial cost estimates are above the budget. This has delayed detailed design work. The residual variance is on the remaining schemes in the programme with variances of £0.1m to £0.2m per project.
- The Housing programme is £10.7m behind the plan at Month 8. The majority of the underspend (£7.0m) is on the New Build and Stock Acquisition/Repair for the reasons quoted above in the Outturn variance section This is offset by the Roofing and Windows replacement programme which is (£1.0m) ahead of plan following good progress during the relatively mild start to Autumn and a revised plan to complete the multi-year programme early.
- Place programme is £5.3m behind budget at Month 7. There are four principal variances on The Lower Don Valley Flood defence work (£2.1m), Olympic Legacy Park Infrastructure (£2.1m), Brookhill Public Realm works (£0.5m) and £0.8 on Parks service projects at Botanical Gardens, Parkwood Waste tip site and the General Cemetery.

- Resources Capital programme is now £2.9m behind principally on Fire Risk Assessment programme (£0.9m) and path resurfacing (£0.2m). Several other projects are each recording a £100k - £150k of slippage.

Risks

12. There are several projects where the anticipated spend in 16/17 is significantly behind plan but the funding is secure to complete the work.
13. The Lower Don Valley Flood defences work is at risk of overspending. The unknown workload and novel nature of the design creates an inherent risk of overspend. This project is grant funded promising specific outcomes which could lead the Authority exposed to clawback or putting in its own funds. A review of this project is currently underway and has identified a number of proposals to reduce costs or attract new funding

Finance

November 2016

CAPITAL PROGRAMME: CORPORATE RESOURCE POOL

Overview

1. The Council's Corporate Resource Pool (CRP) provides a flexible capital resource pool to address key Member and Corporate capital priorities. Funding comes mainly from capital receipts arising from the sale of Council land and buildings plus other unrestricted capital income. The national programme of expenditure reductions has increased the importance of this facility as central government support has decreased.
2. In recent years officers have recommended that Members approve capital expenditure commitments for no more than one year in advance because the weak property market, and consequent low levels of capital receipts, put considerable constraints on the CRP creating a net reduction in the level of the pool year-on-year. Prior year commitments exceed the current annual level of receipts leading to a year-on-year reduction of the value of the reserve. Previously, CRP allocations had been set for three years forward to enable services to plan capital investment on a medium term basis.
3. Capital Programme Group (CPG) has reviewed the current position and recommends retaining the current policy in the face of the:
 - declining level of the CRP;
 - irregular flow of receipts from the disposals programme;
 - need to maintain the Council's infrastructure and provide for other capital contingencies such as structural failures or uninsured losses caused by natural disasters such as the 2007 floods.
4. The CRP is used to address funding issues that are not covered by mainstream capital resources. There is still central government funding for some types of capital projects and there are sources of external funding through grants e.g.
 - Department of Education funding for educational buildings through Capital Maintenance or Basic Needs Provision;
 - Department of Health funding for social care;
 - Department of Transport funding for transport infrastructure through Local Transport Plan (LTP), Better Buses Funding initiative or The Local Sustainable Transport Fund; and
 - The Housing Revenue Account (HRA) which funds a substantial part of the housing programme and already accounts for 39% of the current capital programme.

Investment Rules for use of the Capital Resource Pool

5. Capital Programme Group has developed a series of principles to test the eligibility for CRP support for projects and these are set out below:
 - The project has no other available funding sources i.e. not from central government, internal investment funds e.g. HRA, or other grant funding bodies; and
 - is in line with corporate priorities; and
 - the project is necessary to make an asset compliant with legislation; or
 - the project has a robust business case which delivers financial savings or significant improvements in performance; or
 - is a strategic project which requires cash flow support until a funding package can be arranged. Funding for this type of project will be on an **exceptional** basis taking into account the current level of unallocated cash within the CRP. The project must be viable and capable of repaying the CRP within a reasonable time, for example, by generating asset sales. If the project does not proceed, any abortive project costs would have to be financed from the sponsoring portfolio's Revenue Budget.

Key Issues for the CRP

6. In managing the CRP, the Council faces a number of key issues in respect of the demands placed upon the CRP and the likely level of future receipts:
 - Declining level of Central government support as the period of austerity continues which may require the authority to use its own resources to fund essential infrastructure
 - The need to maintain sufficient funds to match, at short notice, those available from external funders like the European Union, Heritage Lottery Fund, Sport England etc. in order to lever in funding to replace that lost from Central Government.

The Strategy for Managing the CRP

7. The funding of the capital programme is managed by the Capital Programme Group (CPG) comprising senior officers from the Council's services. It makes recommendations to Members through the monthly Finance Budget Monitoring report.
8. Services are asked to propose projects which might use CRP funding. CPG then reviews those projects against criteria such as the economic social benefit of the project, the opportunity to use the CRP as "match" investment to win additional external funding, and ease of delivering the project and its risk profile.

9. Following this financial planning exercise, CPG will make recommendations to Members about those projects which offer best value and the extent and speed to which they can be funded. Those projects will then be developed and come forward for approval as part of the Council's capital approval process.
10. The rate of approvals can be regulated so that funds are released to projects as capital receipts come in.

Demands on the CRP

11. In the exercise referred to above at paragraph 8, the requests from services for CRP funding totalled just over £67m over the next five years. Given the existing level of CRP funded commitments and the outlook on receipts, CPG recommends allocating a further £6.6m to future projects.
12. This allocation is used for financial planning purposes only and Members are not required to approve any of the projected schemes outside the Capital Approval process.

Receipts

13. The next three years should see a considerable inflow of capital receipts as the Council's Asset Enhancement and Accommodation Efficiency programmes are completed. Many of these sales will deliver receipts worth over £2.5m per site. The precise timing of these receipts is difficult to predict being influenced by local market and national macro-economic conditions. This uncertainty is on top of the inherent risk in all property sales of buyers pulling out, procedural difficulties, ground contamination, searches etc. Further reports will be prepared for members as negotiations proceed and transactions are completed.
14. The final value realised will also depend on the application of the Council's Affordable Housing policy. Experience to date has shown that this can lead to a significant reduction in the forecast receipt.

Risks in the Programme

15. Most of the specific risks arise from former capital schemes including:
 - Uncompleted land transactions on the Inner Relief Road;
 - Uncertainty over realising the projected receipts from the asset enhancement and Accommodation Efficiency Strategy which are dependent on a sustained economic recovery in the property market; and
 - Potential delayed development of Broad Street development which will fund a small part of the new Indoor Market cost.

16. Moreover there is a general risk of any approved project within the programme overspending. Given the pressures on the Revenue Budget, the CRP will be the last resort for covering overspends.

17. There are also a number of legacy issues relating to European funded projects where the Council has been adjudged to be non-compliant with grant conditions and suffered clawback.

Conclusion on the Funding of the CRP

18. Recognising the uncertainty over the future stream of capital receipts, officers believe there is no argument to recommend to Members that the current policy of approving CRP funds for the capital programme only 12 months ahead is changed.

There is some improvement in the property market which should start to move sites but the rate and scope of asset realisation is likely to be determined more by the Council's own policies and performance.

Appendix 5

GLOSSARY OF TERMS and ABBREVIATIONS

Term	Name	Description
BBAF	Better Buses Area Fund	A fund to support the development of an improved bus service network which replaced the Bus Services Operators Grant (BSOG).
BB2	Better Buses Fund 2	The follow on programme to BBAF
BID	Business Improvement District	A scheme in which Non Domestic ratepayers pay a levy on the rateable values of their properties to fund additional services or developments.
BRT North	Bus Rapid Transit North	A major project to deliver dedicated road lanes for buses between Sheffield and Rotherham.
CIL	Community Infrastructure Levy	A levy on new development. The purpose of the CIL is to contribute to the cost of infrastructure (roads, schools etc.) needed to support commercial and residential development.
CPG	Capital Programme Group	The management group within the Council which develops and recommends to Cabinet the Capital Strategy for the Authority.
CPO	Compulsory Purchase Order	A statutory power to enable local authorities to purchase land in order to facilitate developments.
DfE	Department for Education	The central government department administering the national education policy.
DfT	Department for Transport	The central government department administering the national transport policy.
ERDF	European Regional Development Fund	European Community Funds available to finance key projects.
HRA	Housing Revenue Account	The specific Council fund where costs and income associated with the provision of council housing are collected. The fund provides a substantial contribution to the refurbishment of council owned properties.
LEP	Local Enterprise Partnership	A body comprising Local Authority and local business representatives which allocate capital funds to major

		economic and infrastructure projects.
LSTF	Local Sustainable Transport Fund	Introduced by Government to promote sustainable transport interventions that support economic growth whilst reducing carbon emissions.
LTP	Local Transport Plan	The capital programme to develop and improve transport links across the county. Funded from central government grant.
NDD	New Development District	An area in the City Centre designated for regeneration through the construction of offices.
NRQ	New Retail Quarter	The area of the City Centre designated for a revitalised retail offer
SCR	Sheffield City Region	A combination of local authorities (Barnsley, Bassetlaw, Bolsover, Chesterfield, Derbyshire Dales, Doncaster, North East Derbyshire, Rotherham and Sheffield) which jointly develop strategic infrastructure projects and economic policy within their combined geographic boundaries.
SCRIF	Sheffield City Region Investment Fund	Devolved funding from central government to be used to create key infrastructure for e.g. transport to promote and assist economic growth.
SRQ	Sheffield Retail Quarter	The programme to redevelop the retail offer in the city centre
SYITA	South Yorkshire Integrated Transport Authority	Established in 2009 to take the lead in developing transport policy across the county.
SYPTTE	South Yorkshire Passenger Transport Executive	The organisation that takes the lead to develop the region's transport network and operates some transport facilities.
TIF	Tax Increment Financing	A scheme by which local authorities are given powers to borrow money to finance large scale infrastructure projects. The interest charge and borrowed sum are repaid using the additional local taxes created by the increased economic activity.
UTC	University Technical College	Academies for 14 – 19 year olds offering vocational training and education.

Appendix 6

The Housing Investment Programme 2017/18 – 2021/22

1 Background

This report sets out the Council's proposed investment in homes and neighbourhoods across the city. This investment plays an important role in contributing towards the delivery of the Council's Corporate Plan priorities.

The investment within this report represents Housing and Neighbourhoods activity within the city and is complemented by other investment and delivery activity.

The Housing Investment Programme helps to underpin and deliver some specific elements contained within the Council's 10 year Housing Strategy and other related strategies. This establishes three key objectives for housing in the City over the period 2013 - 23. These are:-

- Increase the supply of new homes in the city;
- Make best use of the city's existing stock;
- Help younger, older and vulnerable people to live independently.

The activities contained within the appendices follow this format in order to clearly set out how the Housing Investment Programme is contributing towards the achievement of these objectives. As noted above, there are other investment activities that are being delivered both by the Council and by other partners that will deliver additional outcomes. Some of these sit outside the scope of this report.

This year's proposed Housing Investment Programme totals £84.851m. The majority of this investment (£75.949m) will be invested in council housing, as part of the self-financing Housing Revenue Account (HRA) Business Plan 2017–18. This includes a commitment to deliver 1,000 new council homes through new build and acquisition by 2019/20.

Table 1: Split of Investment HRA / Non HRA

The remaining £8.902m will be invested in non-HRA activity, as detailed within this report. The non-HRA activity remains at a level which is small by comparison to the overall programme. A priority continues to be exploring alternative options for funding or service delivery within the non-HRA areas.

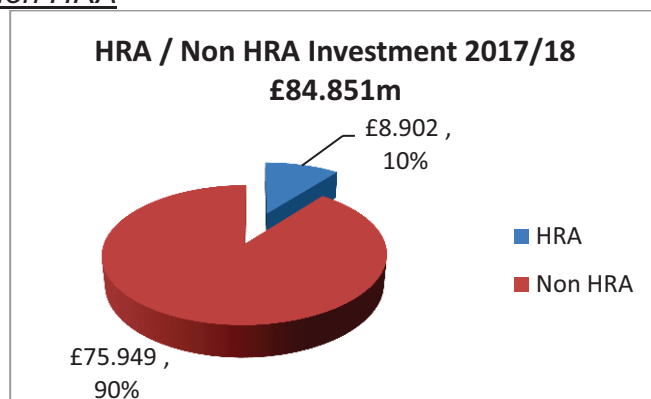
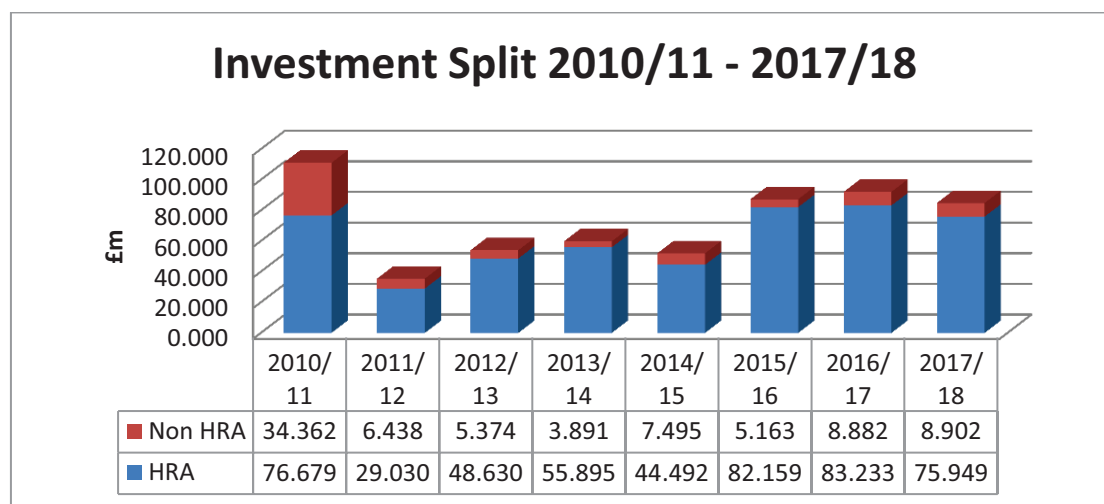


Table 2 details the level of investment split over the HRA and Non HRA activity over an eight year period.

Table 2: 2010 – 2018 HRA / Non Investment



Achievement of housing growth in the City of Sheffield is critical in order to meet the priorities of the Corporate Plan. Sheffield City Council is consulting on a new Local Plan which sets out the rationale for the numbers of new homes required to meet the Sheffield City Region economic growth ambitions. The Council is about to publish a new Housing Strategy to set out the Council's housing objectives and priorities, which states our intentions to build over 21,000 new homes in the next 10 years. To support this priority, the Council has developed a new Housing Growth Delivery Plan.

This year the Council has submitted a number of capacity funding bids to Government, including the Housing Zone, Starter Homes Land Fund, Garden Villages and Estate Regeneration. The Housing Zone initiative has great potential to optimise Brownfield site opportunities, support some exciting new development initiatives already on the ground, and enable the development of this part of the city centre as a 'sustainable neighbourhood of choice'.

The Council has reviewed its Governance arrangements, and a new Housing Growth Board has been established. The Board is chaired by the Cabinet Member for Transport and Infrastructure and attended by the Executive Director for Communities. Further to the revised Leaders Scheme of Delegation will help to ensure that the Housing Growth Board has streamlined decision making processes for activity and investment relating to the priority pipeline of sites which are identified in the Housing Growth Delivery Plan.

2 Review of what has been achieved in 2016/17

Increase the supply of new homes in the city

Non HRA activity

- Shop front improvements to 130 properties in the Sharrow / London Rd District Centre as part of the Successful Centres Programme.
- In Attercliffe, the “Town Team”, part formed by the Council, continues to meet and plan for the centre. Information boards have been procured and currently being installed strategically round the centre giving information about the businesses and also heritage.
- Approval given and development work has begun for a shop front improvement scheme at Manor Top to deliver improvement work to 28 properties.
- Registered Providers delivered 185 new affordable homes in the city. Sheffield Housing Company has completed all of the 293 homes planned in Phase 1. Of the 293, 104 new homes have been completed at Norfolk Park, with a further 142 new homes at Parson Cross. The third site, comprising 47 new homes built on a series of infill plots in Shirecliffe, was completed in 2015.
- As of September 2016, 17 new homes have been built in Parson Cross as part of SHC’s Phase 2 development. It is anticipated that by the end of March 2017 SHC will have built of total of 67 of the planned 478 new Phase 2 homes- across Parson Cross, Norfolk Park and Fir Vale.
- It is expected that planning permission will be submitted in relation to Sheffield Housing Company’s phase 3 developments in Manor and Norfolk Park (333 new homes)

HRA activity

- A contractor has been procured to deliver 38 new build council houses in the south east of the city.
- All remaining residents at Arbourthorne Fields have been matched for re-housing, with one owner-occupier remaining still to agree terms.
- 3 homes have been acquired as part of the Long Term Empty Purchase and Repair Scheme between April – Oct 2016, and 46 general acquisitions have been completed in the same period.

HRA and Non HRA activity

- At least 100 long term empties were brought back into use between October 2015 and October 2016.

Making the best use of the city's existing housing stock

HRA Activity

- 1,700 council homes fitted with new efficient central heating systems.
- Completed the programme to install individually metered communal heating systems with a further 1,335 homes.
- Upgrading the district heating network which has resulted in savings to over 2,000 households, (6,000 over a three year period, resulting in lower heating charges.
- Carried out essential Health & Safety improvements such as lift maintenance and asbestos management.
- The completed the fire safety improvements project to low rise flats & maisonettes with a further 6,000 homes completed.
- Completed the Installation of 1,276 smoke alarms in sheltered schemes and hard wired alarms in Deer Park Tower Blocks.
- Installed adaptations to nearly 500 homes to support people to continue to live independently in their home.
- The provision of recycling facilities to 250 blocks of flats & maisonettes across the city.
- Completed the programme of flat roofing completing a further 1,400 properties.
- Delivered new pitched roofing and roofline works to over 5,500 homes.
- Carried improvements in Communal Areas to nearly 800 blocks of flats.
- Completed work to replace kitchens and bathrooms to around 800 properties.
- Completed work to renew windows & doors to around 800 properties.
- Started the demolition of garages as part of the wider garage strategy.
- Continued the demolition programme for the 5M properties at Arbourthorne.
- Completed the demolition of Sweeney House sheltered scheme at Stocksbridge.
- Started the procurement of a contract to deliver the electrical strategy across the city.
- Started procurement of the contracts to deliver improvement works to garages.

Helping younger, older and vulnerable people live independently

Non HRA Activity

- Reduced hazards in 75 private sector homes where people with “vulnerable health” conditions live
- Made 475 private sector homes safer by taking action including carrying out works in default to deal with category 1 hazards or conditions prejudicial to health.
- Reduce the impact on neighbourhoods by carrying out enforcement works to repair or improving the appearance of 30 empty homes.

- Bring 10 long term empty homes back in to use by taking enforcement action or using the threat of enforcement action; This includes possible Compulsory Purchase Order, (CPO), action at an average cost of £80K and take over the management of, refurbish, and let 2 empty homes per year at average cost £30K.
- 75 low income home owners assisted to improve their homes with Minor Works Grants
- Exposures to hazards have been removed / reduced in 350 private rented homes.

HRA and Non HRA Activity

- 861 homes both in the council and private sector received adaptations to enable people to remain in their homes, (483 Disabled Facility Grants and Public Sector 500 Adaptations
- Installed 1,276 hard wired smoke alarms within each of the sheltered schemes which is linked to South Yorkshire Fire & Rescue via a monitoring station.

3 The key targets for 2017/18

Increase the supply of new homes in the city 16.234m

Non HRA Activity

- Deliver shop front improvement scheme to 28 properties at Manor Top.
- Deliver support to district and local centres which have not yet been part of the Successful Centres Programme. Development work currently being undertaken to establish the best approaches for specific centres based on their current condition.
- Work with RP partners in the city to deliver up to 114 homes as part of the Affordable Homes Programme.
- Continuation of Sheffield Housing Company's, (SHC), Phase 2 housing developments across 6 sites in Norfolk Park, Parson Cross, Fir Vale and Manor. All of the Phase 2 sites have now been transferred over to SHC ownership.
- It is expected that SHC's phase 3 developments in Manor and Norfolk Park (333 new homes) will have started
- SHC will also be seeking to undertake pre development and design work on Phase 4 (currently scheduled for 322 new homes) with a view to obtaining planning permission for the majority of these sites in summer 2017. Phase 4 comprises 7 sites in Granville, Norfolk Park, Parson Cross and Shirecliffe.
- Bringing another 100 long term empty properties back into use between October 2016 and October 2017.

HRA Activity

- Complete remaining demolitions at Arbourthorne Fields
- Completion of 38 new build council houses.

- Continuing to work on developing plans and building new council homes for both general and specialised use, including schemes to support older adults and those with learning disabilities.
- Purchase 7 LTE properties as part of the purchase and repair scheme and 80 general acquisitions.

HRA & Non HRA Activity

- Work is on-going / progressing on the Housing Growth Strategy with the intention supporting the delivery of 40,000 new homes over the next 20 years.
- Continued development of Park Hill.

Making the best use of the city's existing housing stock £63.895m

HRA Activity

- Continue to complete heating works to properties where access could not previously be gained as part of the Obsolete programme or where the boiler has become 15 years or older.
- The continued delivery of the pitched roofing & roofline programme to a further 6000 homes.
- Complete the provision of waste recycling for facilities completing a further 80 blocks.
- Continue to deliver the Low Rise Communal Area upgrades to over 600 blocks.
- Continue to deliver kitchen, bathroom window & door upgrades to around 2000 properties.
- Start the delivery of the electrical strategy to upgrades to around 5000 properties.
- Procure contracts to start the external wall insulation of non-traditional houses.
- Continue to complete adaptations work at homes where work is identified as being required.
- Start of programme of works to remove asbestos containing materials to properties identified as medium risk.
- Continue to carry out essential Health & Safety works such as lift maintenance, electrical upgrades and asbestos management.
- Complete the demolition of garages identified through the garage strategy and start the delivery of improvement works
- Develop a programme of work to respond to H&S environmental issues on estates.

Helping younger, older and vulnerable people live independently

£4.722m

Non HRA Activity

- Make private sector homes safer by taking action including carrying out works in default to deal with category 1 hazards or conditions prejudicial to health in 450 homes.
- Reduce the impact on neighbourhoods of empty homes by carrying out enforcement works to repair or improving the appearance of 35 empty homes.
- Bring 12 long term empty private sector homes back in to use by taking or threatening enforcement action and use of voluntary empty property management orders. The enforcement includes potentially 4 properties being subject to CPO action.
- Reduce hazards in 100 private sector homes of "health vulnerable" people whose health conditions and health outcomes are prejudiced by exposure to hazards.
- Carry out a feasibility study for the introduction of a Council run property management service based in the Page Hall area to support landlords and tenants in sustaining viable tenancies. Reducing the negative impact on the community of poorly managed private rented dwellings, creating confidence in the rental market and encouraging empty dwellings back in to use.
- Implementing and consolidation of the assessed enforcement approach in 3 proactive area based proactive enforcement programmes in Page Hall Voluntary Area, Darnall and Abbeydale Road corridor.

HRA & Non HRA Activity

- 775 homes both in the council and private sector received adaptations to enable people to remain in their homes, (325 Disabled Facility Grants and Public Sector 450 Adaptations).

4 The 2017/18 Housing Investment Programme

In total the council expects to invest £86.144m, (excluding any further slippage from the Month 8 forecast), through this programme in 2017/18 as set out in Appendix 6b and 6c. The source of these funds is set out in Appendix 6a. This sum will increase as some projects will carry over both funds and work commitments from 2016/17 into 2017/18; the level of slippage is currently forecast to be in the region of £6.600m.

Investment in the housing stock has delivered benefits to both the council and the wider community:-

Savings on procurement

Almost £11.0m of savings have been achieved through efficiency savings as a result of external procurements since 2012, the main contract savings were on:-

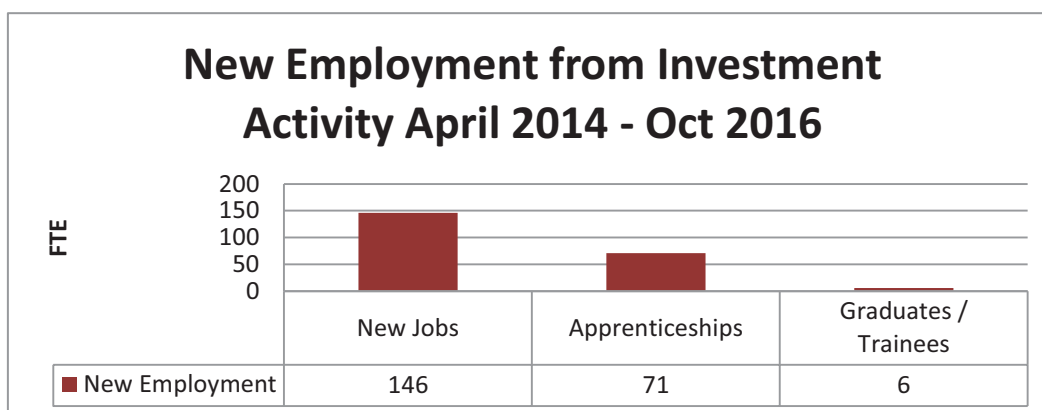
- Adaptations and Associated Work savings of £0.922m,
- Balfour House Refurbishment savings of £0.588m,
- Investment Projects Elemental Programme savings of £2.984m
- Housing Demolition Programme savings of £2.252m.

Employment and Training benefits since 2014

Employment

- new jobs created 146,
- 71 people benefiting from apprenticeships, (project initiated),
- 6 graduates / trainees.

Table 3: New Employment April 2014 – October 2016

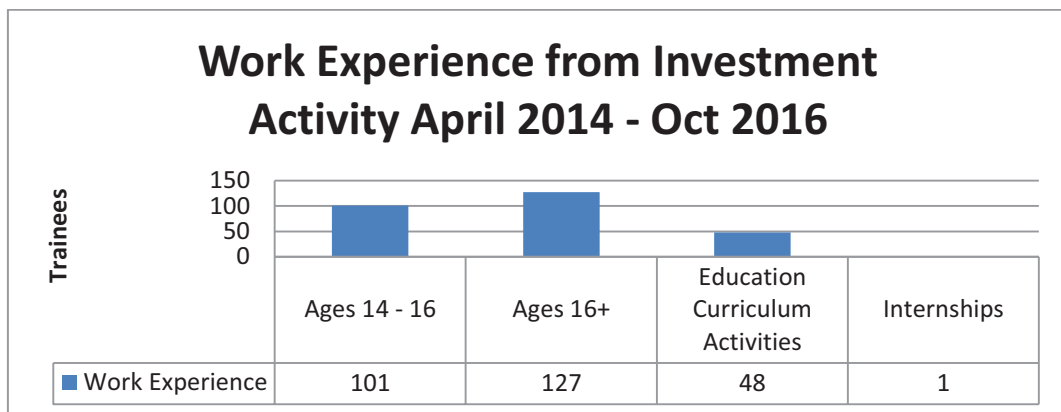


Work Experience

- in total 228 people have benefited from work experience, some securing apprenticeships or new jobs,
- 48 have benefited from Educational Curriculum Activity,

- 1 internship created.

Table 4: Work Experience April 2014 – October 2016

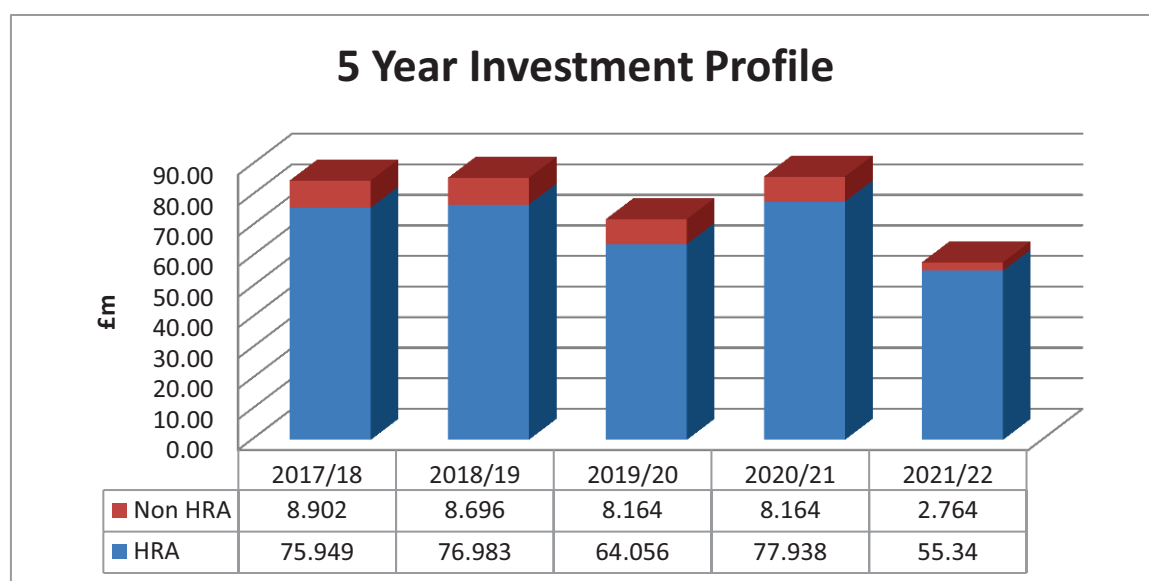


Tenant Engagement

Programmes of investment have been agreed with tenants through extensive consultation at the following forums:-

- HANAP – Housing & Neighbourhoods Advisory Panel,
- Investment, Repairs & Environment Service Partnership Group,
- Local Area Housing Forums,
- Local Estates & Investment Service Forums,
- Project specific Task & Finish Groups,
- Yearly cycle of City Wide Forum consultation events.

Table 5: 5 Year investment Profile 2017 - 2022




Investment has been prioritised in line with the three key objectives outlined below (Table 4):

Increase the supply of new homes in the city,	£16.234m
Making the best use of the city's existing housing stock,	£63.895m
Helping younger, older and vulnerable people live independently.	<u>£ 4.722m</u>

TOTAL	£ 84.851m
--------------	------------------

Table 6: Three Key Objectives



As set out in previous year's Housing Investment Programme Cabinet Report, there has been a significant reduction in the funding available for regeneration and private sector housing interventions.

This limits the scope of activities that the council can undertake and has required a change in the way the council operates, to see greater emphasis on working closely with our partners to influence their investment decisions and deliver change and investment. We are also utilising New Homes Bonus through the Housing Growth agenda to deliver regeneration outcomes and to increase housing growth.

5 Increase the Supply of New Homes in the City £16.234m

Housing regeneration and housing supply,

The Council is committed to increasing the supply of homes in the city, and has secured resources from a variety of sources to achieve this. The main sources of funding for housing growth are from income from the sale of assets and through HRA "borrowing headroom". Additional funding comes from contributions from Homes & Communities Agency, (HCA), and New Homes Bonus, (NHB).

The New Homes Bonus Scheme is now entering its seventh year; by the end of March 2017 the council will have received £32.514m of income in the first six years. The scale of the future income expected from this scheme can only be estimated, as it depends on the numbers of new homes built, the number of empty homes in the city and the number of properties demolished, and, above all, Government policy,

but it is estimated that there will be an additional £9.332m of New Homes Bonus 2017 to 2019.

On 25th November 2015 the Comprehensive Spending Review and autumn statement set out plans to reform the New Homes Bonus, including means of sharpening the incentive to reward communities for additional homes and reducing the length of payments from 6 years to 4 years. Details of how this reform will affect the New Homes Bonus income assumptions moving forwards are currently being modelled. It is anticipated that the future income may be significantly reduced, but this has not yet been confirmed by government.

The council has approved the use of these resources for projects aimed at creating housing, regeneration and economic growth within the city. A strategy has been developed aimed at delivering this growth, bringing long-term vacant homes back into use, supporting wider regeneration to improve the quality of life for residents in our neighbourhoods and encouraging private investment in building new homes.

The schemes which are currently funded or part funded from New Homes Bonus are set out below:-

- Empty Property Loans
- London Road Shop Fronts
- Manor Top Centre

The New Homes Bonus Programme for 2017/18 is £3.147m; this is broken down by capital of £1.055m and revenue of £2.092m, this report only covers the capital element of £0.390m within the Housing Investment Programme.

The “Long Term Empty Purchase and Repair” scheme, which brings long term empty properties back into circulation through the HRA, the level of investment in acquisition and new build is £17.861m of which the HCA contributes £0.020m per property and a contribution for staffing and project support.

SCC Stock Increase Programme

The Stock Increase Programme was approved by Cabinet in 2013/14 with the aim of increasing the number and quality of affordable houses in the city. This is through both new build (general needs and supported housing) and purchasing suitable properties to add to the Council’s housing stock.

Over time, the target number of new build units and acquisitions has changed in response to funding and strategic priorities. By the end of 2016/17 315 acquisitions and 51 new build properties will have been delivered since the start of the programme. 2017/18 will see the delivery of 55 acquisitions with a further 159 acquisitions and 420 new build properties being delivered by 2021.

Sheffield Housing Company

Sheffield Housing Company's (SHC) Phase 1 development comprises of 293 new homes spread across three neighbourhoods. The Phase has now been built out with all properties either bought or rented out. SHC has supported 39 apprentices to date in addition to working with many local businesses as part of their supply chain, with 70 new jobs created. SHC has now submitted a further 5 planning applications for 478 new homes on 5 more sites across the city as part of its Phase 2 development. Phase 2, which is currently underway, will deliver more new homes being built in Parson Cross, Norfolk Park, Manor and Fir Vale. Before the end of 2016/17, SHC plans to submit further planning applications for two sites in Manor and Norfolk Park (delivering a further 333 new homes) as part of Phase 3. Pre development work is also scheduled to begin on 6 further sites as part of Phase 4.

In 2017/18 the council will continue to be an active partner in the Sheffield Housing Company and enable the delivery of new high quality homes and maximise its impact on the regeneration and economic growth of the areas of the city in which it operates.

Investment in new affordable homes

The Homes & Communities Agency (HCA) has provided funding for new affordable housing through the Affordable Homes Programme (AHP) and the Affordable Homes Guarantees Programme (AHGP). It has recently launched the Shared Ownership and Affordable Homes Programme (SOAHP).

Local Registered Providers (RPs) secured £7m funding from AHGP 2014/17, which together with RPs' private funding represents approximately £27m of investment. 139 homes were completed through this route during 2016/17 including:

- Regeneration schemes at Wybourn
- Older persons housing at Jordanthorpe

Local RPs also secured approximately £5.5m Homes & Communities Agency, (HCA), grant funding from the first tranche of the 2015/18 AHP. 46 new homes for older people were completed at Shiregreen in 2016/17. A further 164 homes are due to be completed in 2017/18 including:

- Regeneration schemes at Arbourthorne, Hyde Park, Beighton and Manor Park
- More older persons housing at Shiregreen

The SOAHP 2016/21 is now in place and we expect bids from local RPs for Sheffield sites in 2017.

Capital for Housing Improvement and Regeneration

Programme Management

£5.696m

The staffing and professional support services costs incurred in the planning, management and delivery of the programme and the council will continue to make residual contributions to past social housing projects.

Essential Health and Safety

£0.025m

This includes a budget for emergency demolition of houses and garages.

Regeneration

£10.217m

Council Housing New Build

Phase 1 of the New Build Council Housing project has been completed with 33 homes at Darnall and a further 18 on the Manor. Phase 2 comprises 38 homes on the Weakland estate at Birley and is due on site in Spring 2017 with completion in Spring 2018.

Approximately 380 additional units are planned in later phases including schemes for older people and people with learning disabilities.

Long Term Empties Purchase and Repair

The Long Term Empty (LTE) Purchase & Repair scheme will deliver 45 properties over 3 years as part of the wider stock increase programme. This is part funded by the Homes & Communities Agency as part of the HCA's Affordable Homes Programme 2015/18. The properties will be acquired, refurbished and the added to the council stock for social housing. The properties must have been empty for 6 months or more to qualify for purchase, they must be financially viable for the council to acquire and be in areas where we have demand for housing. So far the LTE Purchase & Repair scheme has acquired 30 long term empty properties out of the 2015-18 target of 45 properties.

6 Making the best use of the city's existing housing stock

£63.895m

The review of the Housing Revenue Account (HRA) Business Plan

The Housing Investment Programme contained within this report sets-out the investment in council homes over the coming year, as part of the 30 year self-financing business plan. A separate report updating the HRA Business Plan for 2017/18 was agreed by Cabinet on 13th January 2017. The plan incorporates anticipated income and projected expenditure for 30 years and sets the long term direction for council housing investment and services in Sheffield.

Heating & Insulation

£2.153m

There are boilers remaining across the city that are classified as obsolete and need replacing. The backlog of obsolete heating has been tackled systematically since 2009 and should see the completion of the original Obsolete Heating Programme. In 2016/17 there was significant investment in renewing Obsolete Heating systems. This has reduced the cost of responsive repair breakdowns and benefited tenants by providing affordable warmth and tackling fuel poverty. There have been difficulties gaining access to some properties however the scheme is still progressing in 2017/18 and beyond. Following the completion of the Obsolete Programme the priority will be to ensure that all heating systems that are older than 15 years are renewed and that this cycle of replacement is maintained.

The breakdown element of the project includes renewal work to the social housing stock for which the landlord has an obligation. The project will provide a responsive service to customers who experience a boiler breakdown. This is more likely to be on boilers that are old and obsolete but as this is on a responsive basis address lists cannot be determined. The number of boiler breakdowns has reduced over the previous year as a result of the planned Obsolete Programme therefore the budget for 2015/16 has been reduced to £0.800m.

There is a budget of £1.353m for the continuation of the scheme to install cavity & loft insulation to homes that have not had this work completed and for the contracts to start for the external wall insulation of non-traditional houses.

The capital investment in the district heating scheme and particular the installation of heat meters over the last 3 years has meant that customers (both tenants and home owners remaining on the system after RTB) are making significant savings on their district heating bills.

Households now have greater choice on the amount of heat they take and therefore the size of their energy bills. On average our district heating customers are saving around 38% compared to what they paid previously under the fixed weekly charge under an unmetered supply under the. This is really excellent news for customers and for the Council too. As customers are using less, significant costs saving (along with the lowering carbon omissions) are also being achieved relating to the gas it has to purchase to fuel the district heating network.

Essential Investment Work (Health & Safety)

£1.183m

Minimising fire risk in blocks of flats, this has become a regular item of expenditure following the fire at Lakanal House, Camberwell in London in July 2009. Risk assessments for all archetypes in the city were carried out and a programme has been underway for a number of years on low rise flats to deal with all identified risks as part of an agreed plan with the South Yorkshire Fire and Rescue Service. All future improvements will be tackled based on level of risk. Other Health and Safety work includes lift maintenance and replacement, electrical rewires, asbestos management, and fire sprinkler systems, in a 5 year programme.

Elementals Programme

£55.026m

The following activity is included within the Elemental Programme:-

Kitchens, Bathrooms, Windows & Doors £12.200m

This programme of work will continue to address the backlog of homes that did not have all elements of decent homes works or only had partial works completed. These elemental programmes will be delivered separately and will be delivered in two stages. The first stage will complete work to homes that had no work carried out during the Decent Homes Programme. Stage 2 will complete elemental work those homes that only had partial work completed during the Decent Homes programme.

Communal Areas Investment £8.509m

A programme of communal area refurbishment for low rise flats is on-going, this started on site in 2015/16. This work is complementing the decent homes work in the city and helps improve the sustainability of blocks. This is been done by refurbishing all blocks in the city to a consistent standard. Each block will where practicable have a secure communal door or door entry system, double glazed windows in the communal area, provide a well-lit communal area and floor finishes that are safe and can be easily cleaned. The extent of work in each block will be determined through site surveys in conjunction with local priorities.

Electrics £7.866m

A budget has been set for electrical work this will develop and deliver the future strategy and approach for electrical installations in the Council Housing stock. Many upgrades of systems were carried out as part of the Decent Homes programme particularly around the kitchen/bathrooms work however electrical installations to blocks and remaining parts of properties have not been invested in. A programme needs to be brought forward to deal with this backlog of work.

Roofs and Externals £22.768m

This work includes replacement of flat and pitched roofs, rainwater goods and external fascia's/soffits in order to protect the substantial investment in the internal fabric that the Council has made in the stock since 2004/2005; it will also enhance the appearance of neighbourhoods. Investment in the external fabric also provides an opportunity to generate savings to the revenue repairs budget by a planned programme of replacement rather than carrying out expensive individual responsive repairs and external painting which involves the use of scaffolding equipment and working at height. Work began in 2014/15 and will be completed in 2019/20.

Waste/Waste Management Improvements £1.246m

This project will include completing recycling facilities provision to blocks of flats in the city which require specific facilities. It is also anticipated that some bin chute

closure work will be undertaken alongside this recycling work at some maisonette blocks which will provide a complete waste disposal solution.

Garages

£2.437m

Investment work will continue on garages and garage sites from 2015/16. Investment of almost £4m is proposed over a 4 year period to 3,402 garages. 1291 garages and garage sites are not sustainable and it is proposed that these garages are demolished. This will secure the viability of garages for the long term and may offer sites for new council house development.

Miscellaneous Schemes

£2.383m

There are several miscellaneous schemes for Lansdowne and Hanover cladding and Non Highways Responsive Work

Lansdowne Area Investment Environmentals £0.095m

Non-Highways Other Planned Elementals £0.020m

Other Planned Elementals £2.268m

Programme Management & Capital Management Fee

£3.030m

The staffing and professional support services costs incurred in the planning, management and delivery of the programme.

Private Sector Housing Empty Properties

£0.120m

The Council needs as a last resort to be able to take action to reduce the impact that empty properties have on the neighbourhood by serving enforcement notices and carrying out works when owners are non-compliant. Debts created can give rise to enforced sale procedures which lead to a change in ownership as a precursor to return to occupation. CPO action is also sometimes warranted.

Empty property management orders are an enforcement tool and also a voluntary method whereby the Council can take over management of an empty property, carry out works to bring it to a lettable standards and bring back in to use for accommodating Council tenants. This can be up to a 5 year period.

The ability to carry out or threaten to carry out enforcement actions is a key enforcement tool for which a budget is an essential requirement and also a budget is necessary to cover the cost of improving/ repairing bringing empty properties to a lettable standard as part of any enforced or voluntary property management arrangements.

7 Helping younger, older and vulnerable people live independently. £4.722m

Disabled Facilities Grants for Owner Occupiers £2.000m

This will be funded by £2.0m capital grant from Government through the Better Care Fund. The Allocation in 2016/17 was significant higher at £3.4m but this level can't be guaranteed. In previous years the council has contributed £0.500m of its own resources but due to the low level of capital receipts and other calls on this resource the match funding the council has previously provided is no longer available. However this lower level of match funding may result in households waiting longer for adaptations in their homes and a waiting list may develop towards the latter part of the year. It could also have knock on effect on increasing the financial pressure on local health services and adult social care budgets, it is predicted that 410 disabled facility grants will be approved in the 2017/18 period and that 30% (123) of these will be prioritised as urgent. Cases are deemed urgent to avoid hospital admission. A small proportion of the total will be approvals issued for people awaiting discharge from hospital. Failure to find additional funding may see increased pressure on hospital and care services, therefore the capital receipt position will be reviewed regularly to see if it becomes possible to increase this budget during 2017/18.

Private Housing Standards £0.130m

The Council is under a statutory duty to take action to deal with private rented properties where there is a Cat 1 hazard or a statutory nuisance. We work with landlords to seek compliance thorough co-operation, however where necessary we do have to resort to enforcement action. This can be carrying out works in default or prohibiting the use of part or the whole dwelling. In some cases for the Council may wish to assist landlords to meet required property standards or achieve higher property standards where appropriate.

Such cases for example could include works necessary to tackle childhood asthma or additional costs of fire protection to allow for residential carers for vulnerable adults.

Minor Works Grants £0.150m

This project helps the vulnerable elderly owner occupiers to remain safe, secure and healthy in their homes by funding up to £2K of minor repairs per grant. Approximately 75 homes will benefit for each year of £0.150m investment, relieving pressure on home care services, hospitals and care homes.

Homes and Loans £0.460m

This service was set up by Sheffield during 2004 to offer affordable loans instead of grants to financially vulnerable home owners living in non-decent accommodation. It continues to provide this service to all local authorities in Yorkshire and the Humber, as well as Sheffield. Such loans require no monthly repayments and only become due when the property changes hands. In addition, the service administers

Relocation and Empty Property loans using various funding sources, and also provides Foster Care loans (conditionally non repayable) specifically for Sheffield. The service continues to be funded entirely from non-council resources.

Sheffield Home Appreciation Loan, (HAL)

£0.050m

The current budget is fully committed and has been allocated to cases of extreme need where owner occupiers could not sustain continued occupancy of their homes without financial intervention and advice and guidance from housing officers. Further requests for assistance have had to be refused. The recent Building Research Establishment, (BRE), house condition survey shows that there are an increasing number of cases in similar need in the private sector. There is no other form of assistance for to Owner Occupiers to help them stay in their own homes. Funds do not often recycle back into the pot which evidences that this secures homes for people for the long term reducing pressure on council housing and care.

Adaptations

£1.932m

Since the start of the Decent Homes programme significant investment in Council housing has taken place to address any household who are in need of adaptations to allow independent living. The demand for adaptations is expected to increase given the age profile of council tenancies across the city. The Decent Homes investment does mean that many of the new bathrooms and adaptations will help suppress cost demand pressures and a number of initiatives to recycle stair lifts and ramps have been implemented to reduce costs. The budget will meet the demand of new requests and also refurbishment of older adaptations in 2017/18.

Neighbourhoods Investment Programme 2017/18 to 2021/22

Resources for Investment in Council Housing					
	£000's 2017/18	£000's 2018/19	£000's 2019/20	£000's 2020/21	£000's 2021/22
Major Repairs Reserve/Capital Reserve	67,969	68,708	55,138	60,927	50,541
Additional Borrowing	0	0	0	7,600	900
Right to Buy Receipts	6,000	9,900	9,100	9,000	3,500
Other Capital Contribution	1,700	900	1,100	400	400
Total HRA Resources	75,669	79,508	65,338	77,927	55,341
Resources for Other Investment					
Sub-regional Loan Contributions	460	531	100	0	0
New Homes Bonus	278	2	0	0	0
HCA	280	0	0	0	0
Disabled Facilities Grants (Better Care Fund)	2,000	2,000	2,000	2,000	2,000
Capital Receipts	5,400	5,400	5,400	5,400	0
Capital Receipts - RTB	0	0	0	0	0
Capital Receipts - Land	764	764	764	764	764
Capital Receipts - RTB Preserved	0	0	0	0	0
Corporate Resource Pool	0	0	0	0	0
Total General Resources	9,182	8,697	8,264	8,164	2,764
Grand Total Resources	84,851	88,205	73,602	86,091	58,105
Programme Total	84,851	88,205	73,602	86,091	58,105
Check Total	0	0	0	0	0

Neighbourhoods Investment Programme 2017/18 to 2021/22

Spending	£000's 2017/18	£000's 2018/19	£000's 2019/20	£000's 2020/21	£000's 2021/22
Helping younger, older and vulnerable people to live independently	4,722	4,885	4,630	4,830	4,830
Increase the supply of new homes in the city	16,234	21,685	20,474	35,539	8,334
Make best use of the city's existing housing stock	63,895	61,635	48,498	45,722	44,941
Grand Total	84,851	88,205	73,602	86,091	58,105
Funds	84,851	88,205	73,602	86,091	58,105

Neighbourhoods Investment Programme 2017/18 to 2021/22

Spending	£000's 2017/18	£000's 2018/19	£000's 2019/20	£000's 2020/21	£000's 2021/22
Adaptations and Access	1,932	2,024	2,200	2,500	2,500
Area Investment Environmentals	95	-	-	-	-
Communal Areas Investment	8,509	3,420	5,200	5,000	5,000
Community Heating	-	2,382	1,155	1,380	910
Electrics	7,865	7,653	6,866	4,719	4,000
Essential Health & Safety	1,208	1,488	1,177	910	2,970
Garages	2,437	752	-	-	230
Heating	2,153	6,500	6,900	7,227	1,700
Kitchens, Bathrooms, Windows & Doors	12,200	7,307	7,819	7,000	5,000
New Build & Acquisitions	10,217	15,944	14,735	29,805	-
Other Planned Elementals	2,288	2,040	2,000	2,250	2,800
Private Sector	2,910	2,981	2,550	2,450	2,450
Regeneration	296	20	18	18	8,018
Roofs & Externals	22,768	25,534	14,255	14,105	19,200
Waste Disposal	1,246	1,433	-	-	-
Programme Management	8,727	8,727	8,727	8,727	3,327
Grand Total	84,851	88,205	73,602	86,091	58,105

Transport Capital Programme 2017/18

The National Context

1. The LTP is a statutory document that sets out how transport will help support the development of the Sheffield City Region (SCR) over the next 15 years. It comprises a 15 year strategy document covering the Sheffield City Region (2011-2026), together with a series of annual capital programmes for South Yorkshire.
2. The Better Buses Area Fund (BBAF) programme sets out specifically how public transport will help support the economic development of South Yorkshire over the next two years. The programme has three core elements - Smart Ticketing; Smart Infrastructure; and Smart Management.
3. The BB2 capital programme is a five year national pilot initiative, and is at various stages of development and delivery. The core elements are similar to other LTP and BBAF funded work, investing in improved infrastructure to increase efficiency and reduce the cost of bus operations on a number of key corridors (thereby reducing the need for Government direct grant assistance to operators).

The Local Agenda

4. The funding streams combine to form the Council's overall transport programme. This programme will help deliver our "Vision for Excellent Transport in Sheffield", enabling people to make informed choices about the way they travel and helping transport contribute to the social, economic and environmental improvements we want to happen in the city.
5. The transport programme will reinforce the "Excellent Transport" vision by ensuring that transport contributes to achieving many of the outcomes in the Council's Corporate Plan, and will help deliver the specific transport objectives in the Corporate Plan, namely:
 - Thriving Neighbourhoods and Communities
 - Sustainable and Safe transport
 - Reducing carbon emissions
6. The transport programme also makes a significant contribution to the Council's new Public Health role, and links to on-going "Olympic Legacy" work via Sheffield's National Centre for Sport and Exercise Medicine, by promoting "Active Travel" (walking and cycling).

7. Principles of Sheffield's Plan for Transport

- Segregated networks for public transport, walking, cycling and private cars *reducing conflict and accidents and offering improved transport speed, capacity and choice*
- Integration between all modes – thus Park and Ride from city outskirts; bike parking / hire and family friendly dedicated cycling / walking routes to bus and tram stops and key destinations *allowing faster public transport journeys and transforming connectivity*
- A “Metro” style public transport network for the city region integrating bus, tram, tram-train and rail *offering London Underground style simplicity and user confidence in interchange opportunities*
- Mode shift – from private car to walking and cycling for trips typically under two miles and from private car to public transport and cycling for trips under five miles *freeing up road capacity for essential journeys (and the mobility restricted), improving health, air quality and workforce productivity along with access to work and training*
- A defined network of “distributor” roads, engineered to 30mph speed limits (or higher where possible) legible for motorists and road freight and *designed to keep traffic flowing, physically protecting vulnerable users from danger and discomfort and reducing accidents and delays. Fewer major junctions, reducing stop-start motoring*
- Managed traffic volumes and speeds in residential and other areas, distinct from the distributor network *providing high quality, liveable neighbourhoods supporting 20mph speed limits with safe walking and cycling environment and minimising turning movements, traffic signals etc.*

Overview of the Programme

8. Each year, the Council delivers a programme of transport projects, funded by external funds made available nationally. The Local Transport Plan (LTP) is the main process used historically by Government and the Department for Transport (DfT) for local authorities to set out their transport strategy and for the nationwide allocation of funds for projects. Sheffield is part of the South Yorkshire Local Transport Partnership, led by the South Yorkshire Integrated Transport Authority (SYITA). Sheffield's share of the LTP in 2017/18 is expected to be around £2.5m
9. In recent years the Government has also provided other dedicated funding streams for transport initiatives for authorities to bid for according to specific guidelines. Local Sustainable Transport Fund (LSTF), Better Buses Area Fund (BBAF) and Better Bus Area (BB2) resources are now both available to the South Yorkshire Partnership following successful bids. “Pinch Point” funding was awarded to Sheffield City Council for improvements to Penistone Road.
10. The “Better Buses Area Fund” completed in March 2014. A second “Better Bus Area” fund (BB2) was awarded to the Sheffield Bus Partnership in February 2013 in recognition of the ground-breaking Voluntary Agreement between the principal bus operators, SYPTE and the City Council

that was launched in October 2012. This programme totals £18.3m spanning a five year period - £6.7m revenue activities (coordinated by SYPTE) and £11.6m capital investment. The Council is again responsible for leading on the delivery of these capital projects on behalf of the Sheffield Bus Partnership.

11. The Council's formal Capital Approval process requires full Cabinet sign-off for each funding stream programme as outlined above, and each scheme within these. The lower flexibility of some of these funding streams, and their mixed capital/revenue nature has created further complexity for delivery. This paper therefore sets out current priorities for funding allocations prior to the Council's overall budgets being agreed early in the New Year. Once developed the full programme will be taken through the Strategic Priority Programme Board for approval to ensure that the proposed work delivers benefits which are consistent with the Council's Corporate Plan.
12. The Council will work with the South Yorkshire Integrated Transport Authority to make best use of the available funds.
13. Another very significant influence on timing is the Streets Ahead programme. The Council's contractor Amey is progressing an initial five-year "core investment period" which ends in 2017/18 and most roads and footways in the city will be improved during this time, the works being spread across 108 "zones" to facilitate this. Maximising opportunities to dovetail funding (and therefore achieve value for money) whilst minimising disruption is therefore now central to the priorities for the Council's overall transport capital programme over the next five years.

Sheffield City Region Investment Fund Programme (SCRIF)

14. The Council has agreed a deal with Central Government to devolve up to £500m of investment funds previously controlled by central government. Some of this will be available for transport schemes and can be used by the city region to create significant infrastructure projects to improve connectivity across South Yorkshire, North Derbyshire and North Nottinghamshire. The bidding process for these funds is via the City Region.

The "Better Bus Area" (BB2) Programme

15. This is a similar programme to BBAF, except that it is specific to the Sheffield District as "reward" for the launch of the ground-breaking Sheffield Bus Partnership. It comprises a new five year capital and revenue programme, the capital element of which increases year-on-year with revenue decreasing. The capital programme will be to focus on further infrastructure projects that improve the reliability, punctuality and cost-effectiveness of bus services, hence contributing to passenger growth. The programme is coordinated by the PTE but delivery of most of the infrastructure projects rests with SCC

16. The current proposals for next year would see £4m invested. Approximately £1.1m will be spent completing the North Sheffield corridors whilst the majority of the investment (£2.9m) will be spent on the Chesterfield Road Key Bus Route to accelerate journey times between Heeley Retail Park and Queens Road thereby improving the reliability of services.
17. Infrastructure investment needs to tie into the Streets Ahead programme to minimise disruption and maximise value-for money. Further refinement of the programme will need to be agreed through the Bus Agreement Partners initially and will then be reported to the Cabinet Member and to SYITA as appropriate.

Proposed 2017/18 Local Transport Plan Programme

18. In the coming year, there will be a number of **commitments for continuing existing initiatives**. These include:
 - Accident reduction schemes - additional funding for more schemes to improve road safety, from existing lists of known problem sites.
 - 20mph speed limits outside schools and in residential areas – implementing an agreed programme of 20mph areas where needed across the city, plus associated parking restrictions such as zig-zags outside school gates. The key priority remains on reducing child casualties.
 - The citywide programme of projects under the banner of “Enhancements to the Streets Ahead Programme”, including pedestrian crossings, refuge islands, school entrance schemes – focussed on the twenty zones where Amey are programmed to be working next year;
 - Another city-wide programme, again linked to Streets Ahead, of smaller scale opportunities such as provision of dropped kerbs, guard rails, removal of old street clutter etc. – identified jointly with Amey for each zone and with input from ward Councillors;
 - Another city-wide programme, again linked to Streets Ahead, of small scale cycling opportunities;
 - Cycle Routes - continued progress on a programme of on-street facilities and off-road “Green Routes”, encouraging more people to try different ways of travelling to work and adopt healthier lifestyles whilst avoiding congestion. The LTP investment also enables development work for future bids for DfT funding such as “Cycle Ambition Grant”; “Cycling Cities” etc.
 - Sheffield Bus Agreement Work –the Council’s contribution to the Bus Partnership focuses on dealing with bus hotspots and developing Key Bus

Routes to help prevent buses getting stuck in congestion and hence improve reliability and increase patronage.

- Traffic Management schemes – including small scale traffic signal enhancements and camera enforcement schemes
- Public Rights of Way improvements – a rolling annual programme to maintain local footpaths

Details of these schemes can be found in Appendices 9 and 10.

19. Arising from the above and recognising the overall imperative to align the Capital Programme as much possible with Amey’s “core” programme, the following indicative Programme Blocks are proposed:

Draft 2016/17 LTP Programme by Block Allocation	£ million
Road Safety schemes	0.6
Action linked to “Streets Ahead” Programme	0.6
Contribution to Bus Rapid Transit North project	0.5
Traffic management schemes	0.5
Public Rights of Way	0.1
Total (£2.6m provisionally available)	2.3

Detail project proposals will be brought forward via the Programme Boards as part of the Council’s capital approval process. These numbers are not included within Appendices 9 and 10.

THIS PAGE IS INTENTIONALLY LEFT BLANK

Regeneration Programme

The National Context

1. Over the six years, central government policy on capital funding for economic stimulation projects has changed. There has been a move towards investments in projects which repay the original capital either through a direct repayment of the loan or grant from the profits of the project, or higher business rates for local authorities like the TIF schemes (see paragraph 95).
2. The government has sought to create regional funds (like the Local Growth Fund) where cash allocations are made through the Local Enterprise Partnerships (LEPs). The BRT North project has obtained a £2.3m loan to cash flow the project until local building developments generate CIL earnings to repay the loan.
3. In the future, government policy may further devolve funding for skills, transport, regeneration projects and other capital spending decisions to City Region authorities with the involvement of the Local Enterprise Partnerships (LEP) in capital allocation decisions

The Local Agenda

4. In practice this means that there is a substantial fund known as the Sheffield City Region Investment Fund (SCRIF) which is available to the leaders of the Sheffield City Region (SCR) to allocate and transform the infrastructure and economy of the SCR.
5. The Council has already succeeded in securing £5m public realm improvements for the Grey-to-Green in the West Bar area and to develop a high quality campus around the University of Sheffield. Further bids will be made for projects to develop the city centre around Castlegate, Fitzalan Square to Paternoster Row and, promote an industrial development at Claywheels Lane.
6. £10m has been invested in a Lightweighting Centre. The project provides a great opportunity to expand the region's existing advanced manufacturing hub by investing in new technologies to develop light weight materials which are used in the aerospace and automotive industries. It should help to attract inward investment creating skilled high quality jobs for the people of Sheffield.
7. The biggest scheme under the development is the Sheffield Retail Quarter (also known as the New Development District). For the moment this is being wholly funded by the Council as it acquires the necessary parcels of land and develops the blue print for the scheme. This work will be completed to enable the process for selecting the development partner of land. The options for structuring the

property deal are being finalised and will be presented to Cabinet. The potential for the Council to work up the project to create an investment grade opportunity and either seek a forward sale with interim funding or fund the scheme directly is also being considered.

8. These schemes support the Council's strategy to create a revitalised city centre which will drive footfall and business creating jobs and grow the economy of the city.
9. The regeneration of the city extends beyond the city centre. In the Lower Don Valley the Council has a number of initiatives aimed at regenerating the area. This strategy is based upon securing the future of the established businesses through better flood defences, creating new businesses by developing the Olympic Legacy Park for use as an Advanced Well-being and Research centre, and creating new homes and schools in the area to support the growth of the community.
10. Other joint initiatives with Rotherham Metropolitan Borough Council over Sheffield – Rotherham Economic Corridor and national investment like the Tram-Train project should further strengthen the development of the area.
11. Plans are also being drawn up to regenerate the Upper Don Valley to create more employment and housing from Parkwood right through to Stocksbridge and Deepcar. These will be brought forward in due course.

The Capital Programme 2017-18

12. The key component of the 2017-18 Capital Programme is the £53.7m spend to complete the office block within the SRQ..

The Expected Benefits

13. Through these works the Council aims to promote more economic activity, create a better public realm and the lift overall national standing of the city.

Summary of 2017/18 Capital Projects by Portfolio

Appendix 9

2017-18 Approved Capital Programme

Values in £'000s	Expenditure					Total
	Current Year Outturn	2017-2018	2018-2019	2019-2020	2020-	
Resources	14,977	1,826	-	-	-	16,803
CYPF	30,707	21,941	13,315	110	220	66,292
Communities	325	-	-	-	-	325
Housing Programme	82,333	84,851	88,205	73,602	144,196	473,187
Place	74,571	80,605	62,462	13,767	64,378	295,783
Highways	13,114	6,384	75	-	-	19,573
Corporate	29,582	38,350	-	-	-	67,932
Total	245,607	233,958	164,057	87,480	208,794	939,894

Summary Report / Annual Cabinet 1

Cycle: 202 - Budget Cycle Nov 16 Month End, Status: Closed, Type: Budget
 Company: 001 SHEFFIELD CITY COUNCIL

Programme: * ALL
 Directorate: **RESOURCES**
 Service: * ALL
 Division of Service 1: * ALL
 Division of Service 2: * ALL
 Division of Service 3: * ALL
 Management Area: * ALL
 Manager: * ALL
 Business Unit / Project: * ALL
 Approval Status: Approved or Requested Approval Versions
 Stage: 10 Project Planning - 90 Disposal

	Version	Project Start	Project End	Stage	Approval Status	Expenditure				Total
						2016-2017	2017-2018	2018-2019	2019-2020	
Values in £'000s										
001 SHEFFIELD CITY COUNCIL										
RESOURCES										
TRANSP & FACILITIES MANAGEMENT										
ASSET MANAGEMENT										
P&FM CAPITAL SCHEME										
FIRE SAFETY MANAGEMENT										
COMPLIANCE										
90027, DARNALL FRA WORKS (Q0073)		38 DEC 2013	SEP 2016	30 Inclusion	Approved - Active	17				17
90067, TREE MANAGEMENT PROG (Q0073)		16 NOV 2015	MAR 2017	30 Inclusion	Approved - Active	38				38
90080, STANFORTH WORKS FRA (R) (Q0073)		7 FEB 2015	MAR 2017	30 Inclusion	Approved - Active	388				388
90081, FRA 1516 STOCKSBRIDGE YC R (NAQNO)		8 AUG 2016	MAR 2017	30 Inclusion	Approved - Active	100				100
90082, FRA 1516 BISHOPS HOUSE MR (NAQNO)		8 AUG 2016	MAR 2017	30 Inclusion	Approved - Active	48				48
90083, FRA 1516 FIRTH PK CLK TWR R (NAQNO)		8 AUG 2016	MAR 2017	30 Inclusion	Approved - Active	105				105
90147, MEDICO LEGAL FRA (Q0073)		18 DEC 2015	MAR 2018	70 Build	Approval Requested	399	1,896			2,095
90148, STOCKSBRIDGE LIBRARY FRA (Q0073)		14 APR 2015	MAR 2017	70 Build	Approved - Active	170				170
90152, GRANGE CRESCENT FRA (R) (Q0073)		6 AUG 2015	MAR 2017	30 Inclusion	Approved - Active	199				199
90153, VERDON STREET FRA (R) (Q0073)		7 FEB 2015	MAR 2017	30 Inclusion	Approved - Active	56				56
90154, WARMINSTER HOSTEL FRA (R) (Q0073)		6 FEB 2015	MAR 2017	30 Inclusion	Approved - Active	207				207
90155, STRADBROKE YC FRA (R) (Q0073)		6 FEB 2015	MAR 2017	30 Inclusion	Approved - Active	24				24
90156, ADJUNGTON ROAD CC FRA (R) (Q0073)		6 FEB 2015	MAR 2017	30 Inclusion	Approved - Active	55				55
90157, COLLEGIATE CRESCENT FRA (R) (Q0073)		6 FEB 2015	MAR 2017	30 Inclusion	Approved - Active	55				55
90159, FRA WORKS 16-17 (NAQNO)		18 FEB 2016	MAR 2017	70 Build	Approved - Active	3,017				3,017
ROOF RENEWAL										
HARD FM										
90344, ABBEYDALE IND HAM-STRUCT DEF (Q0003)		40 DEC 2013	MAR 2017	70 Build	Approval Requested	53				53
90145, PARK LIBRARY/COMM ROOF RENEWAL (Q0021)		28 DEC 2014	MAR 2017	30 Inclusion	Approved - Active	145				145
LIBRARIES										
HARD FM										
90066, CENTRAL LIBRARY (Q0010)		14 NOV 2015	MAR 2016	30 Inclusion	Approved - Active	74				74
94362, BROOMHILL LIBRARY (NAQNO)		63 AUG 2016	MAR 2017	70 Build	Approved - Active	100				100
OTHER										
HARD FM										
90086, ASBESTOS REMOVAL FRAMEWORK (NAQNO)		12 FEB 2016	MAR 2017	70 Build	Approved - Active	150				150
92356, MILLENIUM GALLERY LIFE CYCLE (NAQNO)		60 APR 2010	MAR 2017	20 Annual Inclusion	Approved - Active	6				6
97899, PATH RESURFACING PROGRAMME (Q0007)		59 APR 2010	JAN 2017	30 Inclusion	Approved - Active	41				41
OTHER INFRASTRUCTURE										
HARD FM										
90065, RADON WORKS (Q0073)		16 SEP 2015	MAR 2017	30 Inclusion	Approved - Active	39				39
90068, CLOSED PROPERTIES PROG (NAQNO)		17 NOV 2015	MAR 2017	30 Inclusion	Approved - Active	100				100
90071, ROOFING PROG (NAQNO)		6 FEB 2016	MAR 2017	40 Feasibility	Approved - Active	9				9
90072, RESURFACING (INC PARKS) PROG (NAQNO)		15 NOV 2015	MAR 2017	30 Inclusion	Approved - Active	499				499

Values in E'000s	Version	Project Start	Project End	Stage	Approval Status	Expenditure					
						2016-2017	2017-2018	2018-2019	2019-2020	2020-	Total
90074, GENERAL CEMETERY (NAQNO)	9 FEB 2016	MAR 2017	MAR 2017	40 Feasibility	Approved - Active	14					14
90076, DAMS & WATER COURSES PROG (Q0073)	15 JAN 2016	MAR 2017	MAR 2017	70 Build	Approved - Active	156					156
90077, BOTANICAL GDS PUBLIC TOILETS (NAQNO)	8 JAN 2016	MAY 2017	MAY 2017	60 Procure	Approved - Active	21	90				111
90091, MECHANICAL REPLACEMENT PROG (NAQNO)	4 OCT 2016	MAR 2017	MAR 2017	30 Inclusion	Approved - Active	1,000					1,000
90092, ELECTRICAL REPLACEMENT PROG (NAQNO)	4 OCT 2016	MAR 2017	MAR 2017	30 Inclusion	Approved - Active	100					100
90093, LIFT REPLACEMENT PROG (NAQNO)	4 OCT 2016	MAR 2017	MAR 2017	30 Inclusion	Approved - Active	150					150
90094, ROOFING REPLACEMENT PROG (NAQNO)	4 OCT 2016	MAR 2017	MAR 2017	30 Inclusion	Approved - Active	175					175
90095, WINDOW & DOOR REPLACEMENT PROG (NAQNO)	4 OCT 2016	MAR 2017	MAR 2017	30 Inclusion	Approved - Active	275					275
90096, STRUCTURAL DEFECTS PROGRAMME (NAQNO)	4 OCT 2016	MAR 2017	MAR 2017	30 Inclusion	Approved - Active	125					125
90097, DAMS & WATER COURSES PHASE (NAQNO)	3 JAN 2016	MAR 2018	MAR 2018	60 Procure	Approved - Active	53	40				93
NOT APPLICABLE DOS3											
COMPLIANCE											
00115185Q0073 HEALTH & SAFETY COMPLIANCE	67 DEC 2012	MAR 2017	MAR 2017	30 Inclusion	Approved - Active	393					393
OFFICE ACCOM EFFICIENCIES											
WORKSTYLING											
KAPS											
90149, TOWN HALL PROJECT (NAQNO)											
FLEET MANAGEMENT											
TRANSPORT SERVICES											
FLEET MANAGEMENT											
90087, HR+M TRANSPORT (NAQNO)	15 AUG 2015	MAR 2017	MAR 2017	30 Inclusion	Approved - Active	73					73
WORKPLACE											
OFFICE ACCOM EFFICIENCIES											
WORKSTYLING											
WORKPLACE											
90079, CARBROOK UTC RELOCATION (NAQNO)	10 SEP 2015	MAR 2017	MAR 2017	70 Build	Approved - Active	131					131
90120, MOORFOOT (NAQNO)	76 APR 2010	MAR 2017	MAR 2017	70 Build	Approved - Active	9					9
90133, HOWDEN HOUSE ACCOMM STRATEGY (NAQNO)	59 SEP 2011	MAR 2017	MAR 2017	70 Build	Approved - Active	86					86
90140, PROJECT DELIVERY COSTS (NAQNO)	50 APR 2013	JUN 2016	JUN 2016	70 Build	Approved - Active	216					216
90141, IT WORKSTREAMS (NAQNO)	49 APR 2013	JUN 2016	JUN 2016	30 Inclusion	Approved - Active	129					129
Total						14,977	1,826	-	-	-	16,803

Summary Report / Annual Cabinet 1

Cycle: 202 - Budget Cycle Nov.16 Month End, Status: Closed, Type: Budget

Company: 001 SHEFFIELD CITY COUNCIL

Programme: * ALL

Directorate: **CHILDREN AND YOUNG PEOPLE**

Service: * ALL

Division of Service 1: * ALL

Division of Service 2: * ALL

Division of Service 3: * ALL

Management Area: * ALL

Manager: * ALL

Business Unit / Project: * ALL

Approval Status: Approved or Requested Approval Versions

Stage: 10 Project Planning - 30 Disposal

	Values in £'000s					Expenditure					Total
	Version	Project Start	Project End	Stage	Approval Status	2016-2017	2017-2018	2018-2019	2019-2020	2020-	
001 SHEFFIELD CITY COUNCIL											
CHILDREN AND YOUNG PEOPLE											
BUSINESS STRATEGY - CYPF											
EARLY YEARS FREE ENTITLEMENT											
90716, GRACE OWEN NURSERY (NAQNO)	63	MAR 2012	JUL 2016	15 Slippage	Approved - Active	71					71
EARLY YEARS FREE ENTITLEMENT											
90744, FEL CAPITAL (Q0075)	41	SEP 2013	MAR 2017	70 Build	Approved - Active	349					349
90613, SCC INTERNAL PROG. COSTS - W4 (NAQNO)	81	JAN 2010	MAR 2017	15 Slippage	Approved - Active	7					7
90614, LEP BUSINESS PLAN- W4 (NAQNO)	76	MAR 2010	MAR 2018	15 Slippage	Approved - Active	96	18				114
90620, KING EDWARDS (UP) (NAQNO)	84	APR 2010	MAR 2017	15 Slippage	Approved - Active	70					70
90627, ADD'L PUPIL PLACES(SECONDARY) (NAQNO)	91	MAR 2011	MAR 2017	15 Slippage	Approved - Active	55					55
90639, SCC CONTRACT COSTS - W4 (NAQNO)	86	JAN 2008	APR 2018	15 Slippage	Approved - Active	303	150				453
SUITABILITY											
90771, ADAPTATIONS (Q0060)	16	APR 2016	MAR 2017	70 Build	Approved - Active	103					103
POPULATION GROWTH											
90732, NEW PMY - WATERMEAD (Q0061)	43	NOV 2012	MAR 2018	15 Slippage	Approved - Active	16					16
90746, GREYSTONES EXPANSION (Q0061)	36	NOV 2013	MAR 2017	70 Build	Approved - Active	415					415
90747, HALLAM RECONFIGURATION (Q0061)	41	NOV 2013	MAR 2017	70 Build	Approval Requested	2,286					2,286
90762, TINSLEY PRIMARY (Q0061)	21	JUN 2014	APR 2017	70 Build	Approved - Active	6,665					6,665
90763, ROWAN EXPANSION (Q0061)	25	JUN 2014	MAR 2017	15 Slippage	Approved - Active	17					17
90788, OUGHTBRIDGE EXTENSION (Q0061)	21	JAN 2015	MAR 2017	15 Slippage	Approved - Active	103					103
90776, DOBGOFF INF15-1 YR EXPANSION (Q0061)	5	JUN 2015	JUN 2016	15 Slippage	Approved - Active	2					2
90795, NEW PMY - NETHERTHORPE AREA (Q0061)	10	AUG 2015	MAR 2017	15 Slippage	Approved - Active	11					11
90796, FIRS HILL 2013 BULGE YEAR (Q0061)	14	AUG 2015	MAR 2017	60 Procure	Approved - Active	51					51
90798, 1FE EXPANSION - ECCLESALL INF (Q0061)	10	AUG 2015	AUG 2016	60 Procure	Approved - Active	370					370
90800, CARTERKNOWLE REFT-1FE CLIFF (Q0061)	10	AUG 2015	MAR 2017	15 Slippage	Approved - Active	4					4
90803, 1FE ADDITIONAL PMY PROVN - N (Q0061)	10	AUG 2015	SEP 2016	15 Slippage	Approved - Active	107					107
90806, OUGHTBRIDGE DINING POD (Q0061)	8	MAY 2015	MAR 2017	15 Slippage	Approved - Active	82					82
90861, ECCLESALL PERMANENT EXTENSION (NAQNO)	7	JUL 2016	MAR 2019	70 Build	Approved - Active	41	2,917	2,642			5,600
90863, TOTLEY PRIMARY BULGE YR (NAQNO)	2	APR 2016	SEP 2016	60 Procure	Approved - Active	60					60
90864, SPRINGFIELD PRIMARY BULGE YR (NAQNO)	6	APR 2016	SEP 2016	60 Procure	Approved - Active	147					147
90865, TOTLEY PRIMARY PERM EXTN (NAQNO)	8	JUL 2016	MAR 2018	70 Build	Approval Requested	288					288
90761, DON VALLEY SCHOOL (Q0061)	32	JAN 2014	MAR 2022	15 Slippage	Approved - Active	35	30	363	110	220	758
90797, NEW 8FE SEC SCH - SW (Q0061)	21	AUG 2015	MAR 2019	70 Build	Approved - Active	1,389	14,887	10,310			26,586
90801, SILVERDALE 2FE EXPANSION T/P (Q0061)	13	SEP 2015	SEP 2016	70 Build	Approved - Active	309					309
90802, NEW 5FE SEC SCH NE - WOODSIDE (Q0061)	16	AUG 2015	MAR 2018	50 Design	Approved - Active	956	1,300				2,256
90862, SILVERDALE PERMANENT EXTENSION (NAQNO)	7	JUN 2016	MAR 2017	50 Design	Approval Requested	545					545
90678, FEASIBILITY & DESIGN (NAQNO)	53	JAN 2008	MAR 2017	15 Slippage	Approved - Active	60					60
0013001-4Q0061 Basic Need	121	APR 2011	MAR 2019	20 Annual Inclusion	Approval Requested	5,915					5,915
DEVOLVED FORMULA CAPITAL											
90448, SF DEVOLVED CAPITAL 2011-12 (NAQNO)	71	APR 2011	MAR 2019	15 Slippage	Approved - Active	2,059					2,059
BUILDING CONDITION											
90737, GLEADLESS PRIMARY - REBUILD (Q0061)	42	JUN 2013	MAR 2017	15 Slippage	Approved - Active	2,708					2,708
90764, PRINCE EDWARD PRIMARY (Q0060)	34	AUG 2014	MAR 2017	70 Build	Approval Requested	41					41
SCHOOL BUDGETS											
90809, MANOR LODGE STRUCTURAL WORKS (NAQNO)	6	FEB 2016	MAR 2017	70 Build	Approved - Active	319					319
90765, REINHOLD PMY - HEATING (Q0060)	15	JAN 2015	AUG 2017	15 Slippage	Approved - Active	114					114
90779, PIPWORTH PMY - PLANT ROOM (Q0060)	15	APR 2015	MAR 2017	60 Procure	Approved - Active	663					663

Values in £'000s	Version	Project Start	Project End	Stage	Approval Status	Expenditure				
						2016-2017	2017-2018	2018-2019	2019-2020	2020-
90790, RAINBOW FORGE -HME (00060)	20 JAN 2008	MAR 2017	70 Build	Approved - Active	777					777
90856, MECHANICAL REPLACEMENT MTC (NAQNO)	18 FEB 2016	MAR 2018	40 Feasibility	Approved - Active	181	1,419				1,600
90857, MECHANICAL REPLACE MOSSBROOK (NAQNO)	3 FEB 2016	MAR 2017	40 Feasibility	Approved - Active	9					9
90858, MECHANICAL REPLACE HALFWAY (NAQNO)	3 FEB 2016	MAR 2017	40 Feasibility	Approved - Active	9					9
90859, MECHANICAL REPLACE BRUNSWICK (NAQNO)	3 FEB 2016	MAR 2017	40 Feasibility	Approved - Active	9					9
90860, MECHANICAL REPLACE BRADWAY (NAQNO)	3 FEB 2016	MAR 2017	40 Feasibility	Approved - Active	9					9
90691, PMY MAINT. EMERGENCY WORKS (00060)	46 APR 2016	MAR 2017	70 Build	Approved - Active	500					500
90791, PMY MAINT MEERSBROOK WIN-ROOF (00060)	12 APR 2015	SEP 2016	70 Build	Approved - Active	415					415
90792, PMY MAINT BRADWAY ROOF (00060)	11 APR 2015	SEP 2016	70 Build	Approved - Active	209					209
90793, PMY MAINT SHORTBROOK WINDOWS (00060)	12 APR 2015	SEP 2016	70 Build	Approved - Active	239					239
90757, FRA WORKS PROGRAMME - 14/15 (00060)	30 APR 2014	MAR 2017	15 Slippage	Approved - Active	96					96
90479, POST IMPLEMENTATION (NAQNO)	58 APR 2010	MAR 2017	15 Slippage	Approved - Active	1					1
90692, PMY MAINT CONDITION MGT (00060)	49 JUL 2011	MAR 2017	70 Build	Approved - Active	(8)					(8)
90730, CAP MAINT - RADON EXTRACTION (NAQNO)	30 SEP 2012	MAR 2016	15 Slippage	Approved - Active	12					12
90777, HALF-WAY INFITS -MOBILE REPLACE (00060)	23 APR 2015	MAR 2017	50 Design	Approved - Active	224					224
CHILDREN & FAMILIES										
HEALTH STRATEGY										
90745, THORNBRIDGE ACCESSIBLE UNIT (NAQNO)	32 JUL 2014	MAR 2017	70 Build	Approved - Active	727					727
CYP PROVIDER SERVICES										
90794, ALDINE HOUSE HEATING (00060)	10 JUL 2015	SEP 2016	70 Build	Approved - Active	104					104
90704, FOSTER CARER HOUSING ENHANCE (NAQNO)	46 SEP 2011	MAR 2017	70 Build	Approved - Active	78					78
90769, ALDINE HOUSE - SUNDAY WORKS (NAQNO)	13 JAN 2015	JUN 2016	70 Build	Approved - Active	6					6
90773, ALDINE HOUSE - 2 BED EXTENSION (NAQNO)	10 APR 2015	MAR 2018	70 Build	Approved - Active	337	337				674
90808, ALDINE HOUSE UNDERCROFT AREA2 (NAQNO)	9 NOV 2015	MAR 2018	70 Build	Approved - Active	50	615				665
90866, ALDINE HOUSE-SECURITY MINDER (NAQNO)	2 AUG 2016	MAR 2017	70 Build	Approved - Active	136					136
Total					30,707	21,941	13,315	110	220	66,292

Summary Report / Annual Cabinet 1

Cycle: 202 - Budget Cycle Nov 16 Month End, Status: Closed, Type: Budget

Company: 001 SHEFFIELD CITY COUNCIL

Programme: * ALL

Directorate: COMMUNITIES

Service: * ALL

Division of Service 1: * ALL

Division of Service 2: * ALL

Division of Service 3: * ALL

Management Area: * ALL

Manager: * ALL

Business Unit / Project: * ALL

Approval Status: Approved or Requested Approval Versions

Stage: 10 Project Planning - 90 Disposal

	Values in £000s					Expenditure					Total
	Version	Project Start	Project End	Stage	Approval Status	2016-2017	2017-2018	2018-2019	2019-2020	2020-	
001 SHEFFIELD CITY COUNCIL COMMUNITIES CARE AND SUPPORT LONG TERM SUPPORT OTHER CAPITAL SCHEMES PROGRAMME MANAGEMENT 97056, WARM & HEALTHY HOMES (NAOHO)		7 MAR 2016	MAR 2017	15 Slippage	Approved - Active	325	-	-	-	-	325
Total						325	-	-	-	-	325

Summary Report / Annual Cabinet 1

Cycle: 202 - Budget Cycle Nov 16 Month End, Status: Closed, Type: Budget
 Company: 001 SHEFFIELD CITY COUNCIL

Programme: * ALL
 Directorate: * ALL
 Service: * ALL

Division of Service 1: * ALL
 Division of Service 2: **HOUSING PROGRAMME**
 Division of Service 3: * ALL
 Management Area: * ALL

Manager: * ALL

Business Unit / Project: * ALL

Approval Status: Approved or Requested/Approval Versions

Stage: 10 Project Planning - 90 Disposal

	Values in £'000s						Expenditure					Total
	Version	Project Start	Project End	Stage	Approval Status	2016-2017	2017-2018	2018-2019	2019-2020	2020-	Expenditure	
001 SHEFFIELD CITY COUNCIL												
COMMUNITIES												
CARE AND SUPPORT												
ADAPTATIONS, HOUSING & HEALTH												
97333, MINOR WORK GRANTS (NAQNO)	96 JAN 2008	MAR 2022	70 Build	Approval Requested	150	150	150	150	300	900		
97334, DISABLED GRANTS (NAQNO)	109 JAN 2008	MAR 2022	70 Build	Approval Requested	3,058	2,000	2,000	2,000	4,000	13,058		
97428, SHEFFIELD HAL (NAQNO)	58 OCT 2012	MAR 2022	30 Inclusion	Approval Requested	116	50	50	50	100	366		
HOUSING GENERAL FUND												
IN/HOODS INT & TENANT SUPP-GEN												
90136, CHAUCER SQUARE MAINTENANCE (NAQNO)	88 JAN 2009	DEC 2030	70 Build	Approval Requested	18	18	18	18	36	108		
97222, PSH EMPTY PROPERTIES (NAQNO)	88 JAN 2008	MAR 2022	70 Build	Approval Requested	120	120	120	120	240	720		
97390, PHS ACTIVITY (NAQNO)	96 APR 2010	MAR 2022	70 Build	Approval Requested	200	130	130	130	260	850		
97350, ARBOURTHORNE SMS (NAQNO)	53 APR 2013	MAR 2018	30 Inclusion	Approved - Active	1,049	50	50	50	260	1,049		
97437, SPITAL HILLS SHOP FRONTS (NAQNO)	39 NOV 2013	MAR 2017	30 Inclusion	Approved - Active	498	60	60	60	120	548		
97449, LONDON ROAD SHOP FRONTS (NAQNO)	13 AUG 2015	MAR 2018	30 Inclusion	Approved - Active	60	228	2	2	240	60		
97450, HILLSBOROUGH TOILETS (NAQNO)	5 JUN 2015	MAR 2017	30 Inclusion	Approved - Active	10	97	97	97	194	97		
97454, MANOR TOP CENTRE (NAQNO)	4 JUN 2016	MAR 2019	30 Inclusion	Approved - Active	15	15	15	15	30	15		
97282, PARK HILL (STH) (NAQNO)	106 JAN 2009	MAR 2020	70 Build	Approved - Active	2	2	2	2	4	2		
97340, SWAN (NAQNO)	108 JAN 2008	MAR 2017	70 Build	Approved - Active	2	2	2	2	4	2		
97434, CROSS HOUSE ENABLING WORK (NAQNO)	41 JUL 2013	MAR 2017	70 Build	Approved - Active	2	2	2	2	4	2		
HRA STOCK INCREASE PROGRAMME												
97429, LTE'S PURCHASE & REPAIR (NAQNO)	69 APR 2013	MAR 2018	30 Inclusion	Approval Requested	548	1,096	4,149	4,149	4,149	1,644		
97551, COUNCIL HSG ACQUISITIONS PROG (Q0067)	51 APR 2014	MAR 2021	70 Build	Approval Requested	5,975	3,209	4,149	4,149	4,149	21,631		
97552, NEW BUILD COUNCIL HSG PHASE 1 (Q0067)	33 OCT 2014	JUN 2017	70 Build	Approved - Active	4,209	2	2	2	4	4,211		
97553, NEW BUILD COUNCIL HSG PHASE 2 (Q0067)	28 APR 2015	MAR 2019	30 Inclusion	Approval Requested	100	5,249	906	906	1,812	6,255		
00140591.00087 STOCK INCREASE (CHS)	46 APR 2014	MAR 2021	30 Inclusion	Approval Requested	-	-	10,263	9,950	25,020	45,223		
NON HRA HOMES & LOANS												
97150, RHB LOANS HAL (NAQNO)	109 JAN 2008	MAR 2019	30 Inclusion	Approval Requested	200	200	200	200	400	600		
97243, YORK - IVY SUB REGION HAL (NAQNO)	59 APR 2010	MAR 2017	10 Project Planning	Approved - Active	54	54	54	54	108	54		
97355, BRADFORD - WY SUB REGION HAL (NAQNO)	91 APR 2010	MAR 2017	30 Inclusion	Approved - Active	100	100	100	100	200	100		
97394, HULL - HUMBER SUB REGION HAL (NAQNO)	102 JAN 2008	MAR 2017	70 Build	Approved - Active	500	500	500	500	1,000	500		
97395, NELSONS - SUB REGION HAL (NAQNO)	97 APR 2010	MAR 2017	10 Project Planning	Approved - Active	90	10	10	10	20	90		
97451, REGIONAL ENERGY HAL (NAQNO)	13 APR 2016	MAR 2019	30 Inclusion	Approval Requested	-	150	221	221	441	391		
97452, REGIONAL ERL (NAQNO)	15 APR 2016	MAR 2019	30 Inclusion	Approval Requested	20	150	221	221	441	143		
97501, EP LOANS HULL (NAQNO)	51 APR 2013	MAR 2017	30 Inclusion	Approved - Active	143	143	143	143	286	314		
97502, EP NORTH EAST LINC (NAQNO)	51 APR 2013	MAR 2017	30 Inclusion	Approval Requested	314	314	314	314	628	314		
97505, COMM EP NORTH EAST LINC (NAQNO)	39 APR 2014	MAR 2017	10 Project Planning	Approved - Active	39	100	100	100	200	39		
97520, KIRKLEES RF FUNDS HAL(2) (NAQNO)	33 APR 2014	MAR 2020	30 Inclusion	Approval Requested	-	100	100	100	200	300		
NON HRA PROGRAMME MGT												

	Values in £'000s				Expenditure						Total
	Version	Project Start	Project End	Stage	Approval Status	2016-2017	2017-2018	2018-2019	2019-2020	2020-	
97321, PROGRAMME MANAGEMENT COSTS GF (NAQNO)	100	JAN 2008	MAR 2022	30 Inclusion	Approval Requested	5,696	5,696	5,696	5,696	5,992	28,776
HRA PROGRAMME MANAGEMENT											
97348, HRA PROGRAMME MANAGEMENT (NAQNO)	92	JAN 2008	MAR 2022	30 Inclusion	Approval Requested	250	250	250	250	500	1,500
HOUSING REVENUE ACCOUNT											
97435, LTE'S REPAIRS AND REFURB CHS (NAQNO)	57	AUG 2013	MAR 2018	30 Inclusion	Approval Requested	204	168				372
97444, GENERAL/RTB ACQUISITIONS CHS (Q0069)	31	APR 2015	MAR 2021	10 Project Planning	Approval Requested	1,540	492	636	636	636	3,940
HRA REGENERATION											
97413, SWEENEY (Q0069)	69	JUN 2012	MAR 2017	70 Build	Approved - Active	236					236
97414, ARBOURTHORNE SW'S REFURB (Q0069)	55	APR 2013	MAR 2017	30 Inclusion	Approved - Active	900					900
97456, GARAGES STRATEGY DEMOLITION (NAQNO)	3	AUG 2016	MAR 2018	10 Project Planning	Approved - Active	329	235				564
00140653Q0090 GARAGES (CHS)	28	JAN 2008	MAR 2022	10 Project Planning	Approval Requested	-	2,202	752		230	3,184
HRA PROGRAMME MANAGEMENT											
97148, S H MGMT FEES COMMISSIONED (NAQNO)	66	APR 2011	MAR 2022	10 Project Planning	Approval Requested	2,781	2,781	2,781	2,781	5,561	16,684
HRA AREA INVESTMENT ENVNMT											
97139, LANSOWNE AND HANOVER CLADDING (NAQNO)	105	JAN 2008	MAR 2018	70 Build	Approved - Active	-	95				95
97832, EP EAST (NAQNO)	92	APR 2010	MAR 2017	70 Build	Approved - Active	6					6
97834, EP SOUTH EAST (NAQNO)	103	APR 2010	MAR 2017	70 Build	Approved - Active	69					69
97837, EP DOOR ENTRY WORKS (NAQNO)	102	APR 2010	MAR 2017	70 Build	Approved - Active	16					16
97957, SOUTH WEST - ABBEY BROOK (Q0045)	91	APR 2011	MAR 2017	30 Inclusion	Approved - Active	62					62
00140653Q0079 COMMUNITY HEATING (CHS)	39	APR 2014	MAR 2022	30 Inclusion	Approval Requested	-	2,382	1,155	1,155	2,290	5,827
HRA HEATING & INSULATION											
97127, OBSOLETE HEATING (NAQNO)	111	APR 2010	MAR 2022	30 Inclusion	Approval Requested	3,300		2,200	2,200	3,314	11,014
HRA ESSENTIAL INVESTMENT WORK											
97131, ALMO ASBESTOS SURVEYS (NAQNO)	104	APR 2010	MAR 2022	70 Build	Approval Requested	193	212	184	200	300	1,089
97264, HEALTH & SAFETY ENHANCE PROG (NAQNO)	102	APR 2010	MAR 2022	70 Build	Approval Requested	195	138	138	140	280	891
97269, EMERGENCY DEMOLITIONS (NAQNO)	98	JAN 2008	MAR 2022	70 Build	Approval Requested	25	25	25	25	40	140
97448, PROPERTY CONVERSIONS (Q0084)	19	APR 2015	MAR 2017	30 Inclusion	Approved - Active	24					24
97838, COMPARTMENTALISATION - FS (NAQNO)	98	APR 2010	MAR 2017	70 Build	Approved - Active	1,474					1,474
97968, LIFT MAINTENANCE & REPAIR (NAQNO)	82	APR 2011	MAR 2022	70 Build	Approval Requested	322	322	368	412	860	2,284
97989, SPRINKLERS - FIRE SAFETY (Q0069)	45	JUL 2013	MAR 2017	10 Project Planning	Approved - Active	88					88
97990, SHELTERED FIRE ALARM LINKING (NAQNO)	5	JAN 2016	MAR 2018	10 Project Planning	Approved - Active	1,001	162				1,162
98001, FIRE SAFETY HRA NON DOMESTIC (NAQNO)	3	AUG 2016	MAR 2017	10 Project Planning	Approved - Active	36					36
98002, ELECTRICAL STRATEGY (NAQNO)	8	AUG 2016	MAR 2022	10 Project Planning	Approval Requested	13	7,866	7,653	6,866	8,719	31,116
00140653Q0084 ESSENTIAL INVESTMENTS (CHS)	42	APR 2015	MAR 2022	30 Inclusion	Approval Requested	-	350	773	400	2,400	3,923
HRA ADAPTATIONS & ACCESS											
97147, ADAPTATIONS (NAQNO)	98	APR 2010	MAR 2022	70 Build	Approval Requested	1,832	1,932	2,024	2,200	5,000	12,988
HRA HEATING & INSULATION											
97404, HEATING BREAKDOWNS (Q0069)	74	APR 2012	MAR 2022	70 Build	Approval Requested	1,000	800	800	700	1,400	4,700
97405, INSULATION (COUNCIL HSG) (Q0069)	74	APR 2012	MAR 2021	70 Build	Approval Requested	30	1,353	3,500	4,000	4,213	13,096
97961, DH - METERING (Q0045)	86	JUN 2011	MAR 2017	70 Build	Approved - Active	2,109					2,109
HRA WASTE MANAGEMENT											
97409, RECYCLING ROLL-OUT (Q0069)	74	SEP 2012	MAR 2018	70 Build	Approval Requested	542	164				706
00140653Q0083 WASTE MANAGEMENT (CHS)	29	APR 2014	MAR 2019	30 Inclusion	Approved - Active	-	1,082	1,433			2,515
HRA ROOFS & EXTERNALS											
97418, PITCHED ROOFING & ROOFLINE (Q0069)	68	JUL 2013	APR 2022	30 Inclusion	Approval Requested	22,673	21,754	17,768	6,500	10,000	78,695
97419, FLAT ROOFING (Q0069)	63	APR 2013	MAR 2022	30 Inclusion	Approval Requested	4,326	15	11		950	5,301
00140653Q0080 ROOFS & EXTERNALS (CHS)	35	APR 2014	MAR 2022	30 Inclusion	Approval Requested	-	1,000	7,756	7,756	22,356	38,867
HRA KITCHEN/BATHROOM/WINDOWS											
97442, KITCHEN/BATHROOM PLANNED REPLIMT (NAQNO)	33	APR 2014	MAR 2022	10 Project Planning	Approval Requested	6,581	7,200	7,307	7,819	10,000	38,907
97443, WINDOW'S& DOORS PLACEMENT(CHS) (NAQNO)	29	APR 2014	MAR 2021	10 Project Planning	Approval Requested	1,000	5,000			2,000	8,000
HRA OTHER PLANNED ELEMENTALS											
97422, NON HIGHWAYS RESPONSIVE WORKS (Q0089)	19	JUN 2015	MAR 2019	10 Project Planning	Approved - Active	21	20	40	2,000	5,050	81
00140653Q0089 OTHER PLANNED ELEMENTALS (CHS)	35	APR 2014	MAR 2022	30 Inclusion	Approval Requested	-	2,268	2,000	2,000	10,000	11,318
HRA COMMUNAL AREA INVESTMENT											
97441, COMMUNAL AREAS-LOW RISE FLATS (NAQNO)	32	NOV 2014	MAR 2022	10 Project Planning	Approval Requested	5,766	8,509	3,420	5,200	10,000	32,895
Regeneration HRA											
0010000Q0094 Regeneration HRA	1	APR 2021	MAR 2022	10 Project Planning	Approval Requested	-				8,000	8,000

		Expenditure						Expenditure
Values in £'000s		2016-2017	2017-2018	2018-2019	2019-2020	2020-	Total	
HRA STOCK INCREASE PROGRAMME CITY REGENERATION DIVISION 97550, SHC - NEW HOMES ACQUISITIONS (NAQNO)	65 APR 2013	7					7	
		82,333	84,851	88,205	73,602	144,196	473,187	
Total								

Summary Report / Annual Cabinet 1

Cycle: 202 - Budget Cycle Nov 16 Month End, Status: Closed, Type: Budget
 Company: 001 SHEFFIELD CITY COUNCIL
 Programme: * ALL
 Directorate: PLACE
 Service: * ALL
 Division of Service 1: * ALL
 Division of Service 2: * ALL
 Division of Service 3: * ALL
 Management Area: * ALL
 Manager: * ALL
 Business Unit / Project: * ALL
 Approval Status: Approved or Requested Approval Versions
 Stage: 10 Project Planning - 90 Disposal

	Values in £'000s					Expenditure					Total	
	Version	Project Start	Project End	Stage	Approval Status	2016-2017	2017-2018	2018-2019	2019-2020	2020-		
001 SHEFFIELD CITY COUNCIL												
PLACE												
BUSINESS STRATEGY & REGULATION												
WASTE MANAGEMENT												
WASTE MGT												
WASTE MGT												
WASTE MANAGEMENT CONTRACT												
94085, WASTE MGMT DEVELOPMENT (NAQNO)	16	DEC 2015	MAR 2017	70 Build	Approved - Active	1,149					1,149	
CAPITAL & MAJOR PROJECTS												
COMMERCIAL ESTATE												
DEMOLITIONS												
COMMERCIAL ESTATE												
90012, CASTLE MARKET DECOMMISSIONING (NAQNO)	42	JAN 2013	MAR 2017	15 Slippage	Approved - Active	65					65	
ASSET RATIONALISATION												
ASSET RATIONALISATION												
COMMERCIAL ESTATE												
90019, BANNERDALE ASSET ENHANCE (NAQNO)	46	DEC 2012	MAR 2017	15 Slippage	Approved - Active	2					2	
90032, RESOURCE COSTS (NAQNO)	19	APR 2014	MAR 2018	15 Slippage	Approved - Active	162	124				286	
90200, WOODHOUSE HUB (NAQNO)	3	APR 2016	MAR 2017	30 Inclusion	Approved - Active	450					450	
90202, RELOCATION PARKING SERV (Q0065)	14	APR 2015	MAY 2016	15 Slippage	Approved - Active	19					19	
90204, CIP - GRANGE CRESCENT (NAQNO)	2	JUN 2016	SEP 2016	40 Feasibility	Approved - Active	17					17	
90804, WOODSEATS HUB (NAQNO)	9	AUG 2015	MAR 2017	30 Inclusion	Approved - Active	72					72	
SHEFFIELD RETAIL QUARTER												
SRQ												
SHEFFIELD RETAIL QUARTER												
SHEFFIELD RETAIL QUARTER												
94050, SHEFFIELD RETAIL QUARTER 2 (NAQNO)	57	OCT 2013	DEC 2022	15 Slippage	Approval Requested	6,510	9,386				15,906	
94051, ASBESTOS REMOVAL - GROSVENOR (NAQNO)	11	AUG 2015	MAR 2016	30 Inclusion	Approved - Active	46					46	
94052, SRQ DEMOLITIONS (NAQNO)	19	JAN 2016	MAR 2018	30 Inclusion	Approval Requested	1,288	1,407				2,695	
94053, SRQ HIGHWAY ENABLING WORKS (NAQNO)	20	NOV 2015	MAR 2018	15 Slippage	Approval Requested	3,204	2,269				5,473	
94054, SRQ OFFICES (NAQNO)	2	JAN 2017	MAR 2019	30 Inclusion	Approved - Active	4,238	40,634	32,791			77,663	
94439, SHEFFIELD RETAIL QUARTER CPO (NAQNO)	29	APR 2011	DEC 2016	30 Inclusion	Approved - Active	100					100	
00120184Q0078 SRQ	29	JAN 2014	MAR 2019	30 Inclusion	Approval Requested	414	9,767	16,717			26,898	
CREATIVE SHEFFIELD												
ACCOUNTABLE BODY PROJECTS												
ACCOUNTABLE BODY PROJECTS												
ACCOUNTABLE BODY PROJECTS												
ACCOUNTABLE BODY PROJECTS PLA												
94026, LIGHT WEIGHTING PROJECT (NAQNO)	1	JAN 2017	MAR 2017	10 Project Planning	Approval Requested	10,000					10,000	
CITY REGENERATION DIVISION												
CDD DEVELOPMENT												

	Version	Project Start	Project End	Stage	Approval Status	Expenditure					Total	
						2016-2017	2017-2018	2018-2019	2019-2020	2020-		
NON HRA HOUSING GROWTH INV												
CITY REGENERATION DIVISION												
94007, SPITAL HILL ELLESMERE GREEN (NAQNO)	63	MAR 2012	MAR 2016	30 Inclusion	Approved - Active	11	1,262					11
OTHER CDD SCHEMES												
CITY REGENERATION DIVISION												
94010, LDV FLOOD DEFENCE WORKS (NAQNO)	44	JUL 2013	MAR 2019	15 Slippage	Approved - Active	10,581	1,262					11,843
94017, CULVERT ENHANCEMENT PROG (NAQNO)	3	JUL 2015	MAR 2017	15 Slippage	Approved - Active	91						91
94020, BROOKHILL AREA IMPROVEMENTS (NAQNO)	15	APR 2015	MAR 2017	15 Slippage	Approved - Active	4,972						4,972
94022, KNOWLEDGE GATEWAY (NAQNO)	3	OCT 2016	MAR 2018	10 Project Planning	Approval Requested	443	333					776
94326, EDWARD STREET (NAQNO)	67	JAN 2009	DEC 2016	60 Procure	Approved - Active	46						46
CULTURE & ENVIRONMENT												
ARTS STRATEGY												
OTHER												
ARTS STRATEGY												
OTHER												
ARTS STRATEGY												
OTHER												
PARKS AND COUNTRYSIDE												
PLAYBUILDER												
PLAYBUILDER Y2												
POLICY AND PROJECTS												
59992, RIVELIN VALLEY PLAYBUILDER (NAQNO)	63	APR 2012	MAR 2017	70 Build	Approved - Active	7						7
OTHER PARKS PROJECTS												
NON HRA HOUSING GROWTH INV												
POLICY AND PROJECTS												
94397, PARK HILL GREEN LINKS (NAQNO)	54	NOV 2012	MAR 2017	70 Build	Approved - Active	29						29
94463, CLAY WOOD GREEN LINKS (NAQNO)	55	SEP 2012	MAR 2017	70 Build	Approved - Active	18						18
OTHER PARKS PROJECTS												
COUNTRYSIDE & ENVIRONMENT												
94121, WINCIBANK HILL PHASE 1 (NAQNO)	34	JAN 2010	MAR 2017	70 Build	Approved - Active	4						4
94471, DOUGLAS ROAD (NAQNO)	32	NOV 2013	MAR 2017	70 Build	Approved - Active	4						4
94475, BEIGHTON CLOSED LANDFILL (NAQNO)	36	JUL 2014	MAR 2017	70 Build	Approved - Active	98						98
94476, BEIGHTON LEACHATE TREATMENT (NAQNO)	15	MAY 2015	MAR 2017	50 Design	Approved - Active	550						550
94477, PARKWOOD RESOLUTION SITE (NAQNO)	15	OCT 2015	MAR 2017	50 Design	Approved - Active	315						315
94495, LADY CANNINGS PLANTATION TRACK (NAQNO)	7	NOV 2015	MAR 2017	70 Build	Approved - Active	1						1
97946, PARKWOOD SPRINGS CYCLE TRACK (NAQNO)	29	APR 2011	MAY 2016	70 Build	Approved - Active	4						4
POLICY AND PROJECTS												
93410, ANGRAM BANK PARK IMPROVEMENTS (NAQNO)	47	AUG 2012	MAR 2017	70 Build	Approved - Active	43						43
93412, CROOKES VALLEY PARKS (NAQNO)	42	JAN 2009	MAR 2017	70 Build	Approved - Active	15						15
93414, EAST GLADE (NAQNO)	31	NOV 2013	JUN 2016	70 Build	Approved - Active	9						9
93416, OUSEBURN ROAD/OPEN SPACE (NAQNO)	18	AUG 2015	MAR 2017	70 Build	Approved - Active	36						36
94466, WOODLANDS S106 (NAQNO)	38	JUL 2013	JUL 2016	70 Build	Approved - Active	39						39
94469, WINCIBANK HILL PHASE 2 (NAQNO)	34	OCT 2013	MAR 2017	70 Build	Approved - Active	8						8
94470, URBAN NATURE PARKS (NAQNO)	53	OCT 2013	APR 2020	70 Build	Approved - Active	112	9	9				129
94487, CHARNOCK REC'N GROUND MUGA (NAQNO)	18	FEB 2015	MAR 2017	10 Project Planning	Approved - Active	4						4
94490, CATHERINE STREET OPEN SPACE (NAQNO)	8	JUN 2015	MAR 2017	70 Build	Approved - Active	6						6
94492, RETHINKING PARSON CROSS PARK (NAQNO)	9	OCT 2015	JUL 2016	70 Build	Approved - Active	0						0
94493, MOVE MORE RUNNING ROUTES (NAQNO)	8	NOV 2015	MAR 2017	70 Build	Approved - Active	62						62
94494, BOTANICAL GARDENS EDUCATION (NAQNO)	15	DEC 2015	MAR 2018	70 Build	Approved - Active	618	8					626
94496, WOODTHORPE RECREATION GROUND (NAQNO)	4	MAY 2016	MAR 2017	10 Project Planning	Approved - Active	20						20
94497, SHEFFIELD GENERAL CEMETERY HLF (NAQNO)	12	FEB 2016	MAR 2017	70 Build	Approved - Active	320	156					476
94501, SYCAMORE ST YOUTH & SPORTS (NAQNO)	2	JUL 2016	MAR 2017	30 Inclusion	Approved - Active	16						16
94502, REDMIRES PITCH DRAINAGE (NAQNO)	2	MAY 2016	MAY 2017	10 Project Planning	Approved - Active	10						10
94503, GRAVES PARK IMP. PROJECT (NAQNO)	3	JUL 2016	MAR 2018	30 Inclusion	Approved - Active	68	67					135
94504, GREENHILL PARK IMPROVEMENTS (NAQNO)	2	AUG 2016	MAR 2017	30 Inclusion	Approved - Active	31						31
94506, GRAVES AND MILLHOUSE COURTS (NAQNO)	7	AUG 2016	APR 2017	10 Project Planning	Approved - Active	150	3					153
94507, BINGHAM COURTS (NAQNO)	2	MAY 2016	OCT 2018	10 Project Planning	Approved - Active	2						2
94509, BENTS GREEN PITCH S106 (NAQNO)	3	JUL 2016	JUL 2017	10 Project Planning	Approved - Active	32						32
94513, ECB PITCHES (NAQNO)	5	JAN 2008	MAR 2017	10 Project Planning	Approval Requested	133						133
001204610093 GREEN AND OPEN SPACES S106 STRATEGY	12	APR 2016	MAR 2018	10 Project Planning	Approved - Active	339	1,220					1,559

Values in £'000s	Version	Project Start	Project End	Stage	Approval Status	Expenditure						
						2016-2017	2017-2018	2018-2019	2019-2020	2020-	Total	
PARTNERSHIPS & SPECIAL PROJECT												
LEISURE ACTIVITIES												
SPORT STRATEGY												
HEAD PARTNERSHIPS & SPEC PROJ												
94104, NORTH ACTIVE (NAQNO)	39 NOV 2013	NOV 2016	70 Build	Approved - Active	319					319		
94105, GRAVES NCSEM PROJECT (Q0005)	42 APR 2014	MAR 2017	70 Build	Approved - Active	6,683					6,683		
94107, DVS REMEDIATION (Q0005)	27 DEC 2013	MAR 2017	15 Slippage	Approved - Active	483					483		
94109, FA PITCH (GRAVES) (NAQNO)	36 DEC 2014	NOV 2016	70 Build	Approved - Active	980					980		
94110, FA PITCH (THORNCLIFFE) (NAQNO)	34 DEC 2014	NOV 2016	70 Build	Approved - Active	1,810					1,810		
94112, OLP FA PITCH (Q0005)	17 JUN 2015	MAR 2017	10 Project Planning	Approval Requested	16	981				998		
94113, OLP INFRASTRUCTURE (Q0005)	12 MAY 2015	SEP 2016	15 Slippage	Approved - Active	301					301		
94114, OLP INFRASTRUCTURE PUBLIC REALM (Q0005)	18 OCT 2015	MAR 2017	10 Project Planning	Approval Requested	4,901	7				4,908		
94115, FA PITCH (WESTFIELD) (NAQNO)	6 DEC 2015	MAR 2017	30 Inclusion	Approved - Active	15					15		
94121, MSF FINANCE (NAQNO)	2 FEB 2017	MAR 2023	10 Project Planning	Approval Requested	11,446	12,173	12,945	13,767	64,378	114,710		
CULTURE												
HEAD PARTNERSHIPS & SPEC PROJ												
94108, SITE GALLERY IMPROVEMENTS (NAQNO)	19 JUL 2014	JUN 2017	10 Project Planning	Approved - Active	95					95		
94514, PARSON CROSS PARK PUBLIC ART (NAQNO)	1 AUG 2016	MAR 2017	30 Inclusion	Approved - Active	12					12		
DEVELOPMENT SERVICES												
PLANNING SERVICES												
OTHER PARKS PROJECTS												
NON HRA HOUSING GROWTH INV												
FORWARD AND AREA PLANNING												
92459, WOODSIDE OPEN SPACE (NAQNO)	11 MAY 2015	MAR 2017	50 Design	Approved - Active	20					20		
94508, CASTLE COLLEGE GREEN LINK (NAQNO)	1 JUN 2016	MAR 2017	30 Inclusion	Approved - Active	20					20		
ENVIRONMENTAL PLANNING SCHEME												
NON HRA SUSTAINABLE ENERGY												
FORWARD AND AREA PLANNING												
92827, CLEAN BUS TECHNOLOGY FUND (NAQNO)	17 APR 2015	MAR 2017	70 Build	Approved - Active	352					352		
OTHER PLANNING SCHEMES												
NON HRA HOUSING GROWTH INV												
FORWARD AND AREA PLANNING												
92448, FORMER NORTON AERODROME (NAQNO)	46 APR 2013	MAR 2018	30 Inclusion	Approved - Active	24	330				354		
Total						74,571	80,605	62,462	13,767	64,378	295,783	

Summary Report / Annual Cabinet 1

Cycle: 202 - Budget Cycle Nov 16 Month End, Status: Closed, Type: Budget

Company: 001 SHEFFIELD CITY COUNCIL

Programme: * ALL

Directorate: * ALL

Service: HIGHWAYS

Division of Service 1: * ALL

Division of Service 2: * ALL

Division of Service 3: * ALL

Management Area: * ALL

Manager: * ALL

Business Unit / Project: * ALL

Approval Status: Approved or Requested Approval Versions

Stage: 10 Project Planning - 90 Disposal

Values in £000s	Version	Project Start	Project End	Stage	Approval Status	Expenditure				Total
						2016-2017	2017-2018	2018-2019	2019-2020	
001 SHEFFIELD CITY COUNCIL										
PLACE										
DEVELOPMENT SERVICES										
HIGHWAY MAINTENANCE DIVISION										
HIGHWAYS MAINTENANCE										
		29 APR 2014	MAR 2017	70 Build	Approved - Active	133				133
		20 JAN 2008	MAR 2017	70 Build	Approved - Active	49				49
		5 SEP 2015	MAR 2019	40 Feasibility	Approved - Active	65	335	75		475
OTHER PLANNING SCHEMES										
		94021, PIPWORTH REC SUBS (NAQNO)								
TRANSPORT TRAFFIC & PARKING SE										
STRATEGIC NETWORK MANAGEMENT										
		93372, ITS NETWORK MANAGEMENT (NAQNO)								
		93374, IRR JUNCTION SCHEMES (NAQNO)								
		97988, CCTV PARKING ENFORCEMENT (NAQNO)								
LOCAL NETWORK MANAGEMENT										
		92634, SPITAL HILL (TESCO) (NAQNO)								
		93633, SKELTON LANE (ONE WAY) (NAQNO)								
		98000, BODY CAMERAS (NAQNO)								
		92915, DOUBLE YELLOW LINES (NAQNO)								
		92918, BANNER CROSS PARKING (NAQNO)								
		93095, TAXI RANK IMPROVEMENTS (NAQNO)								
		97982, HGV ROUTING STRATEGY (Q0062)								
		93371, GREENHILL MAIN RD/G'HILL AVE (NAQNO)								
AIR QUALITY										
		93373, AIR QUALITY MONITOR EQUIPMENT (NAQNO)								
STRATEGIC CYCLING										
		90703, BLACKBURN VALLEY CYCLE ROUTE (NAQNO)								
		92934, COPPIC RISE CYCLE ROUTE (NAQNO)								
		92741, PENISTONE RD, LIVESLEY-LOWTHER (NAQNO)								
		92879, CHATHAM STREET CYCLE SCHEME (NAQNO)								
		92878, UNIVERSITY CENTRAL CYCLE ROUTE (NAQNO)								
		92880, HALJAM UNIVERSITY CYCLE ROUTE (NAQNO)								
		92903, LOWER DON VALLEY CYCLE ROUTE (NAQNO)								
		92933, DARNALL CYCLE ROUTES (NAQNO)								
		92882, SHEAF VALLEY/RIVERSIDE ROUTE (NAQNO)								
BUS RAPID TRANSIT										
		93887, BRT NORTH (NAQNO)								
		93888, BRT NORTH: HWYS ALTERN (WP24) (NAQNO)								
		93890, BRT NORTH: TINSLEY LINK (WP21) (NAQNO)								
ACCIDENT SAVING										
		92828, SAFETY CAMERA DIGITAL UPGRADE (NAQNO)								
		97985, CITYWIDE 20MPH ZONE (Q0062)								
		93632, SCHOOL KEEP CLEAR REVIEW (Q0062)								
						72	120			192
						322				322
						22				22
						293				293
						16				16
						17				17
						42				42
						177				177
						25				25
						27				27
						561	250			811
						49				49
						3,690				3,690
						570	29			600
						250				250
						60	72			132

Version	Project Start	Project End	Stage	Approval Status	Expenditure					Total
					2016-2017	2017-2018	2018-2019	2019-2020	2020-	
92769, ACCIDENT SAVINGS SCHEMES (NAQNO)	70 APR 2012	MAR 2018	70 Build	Approved - Active	22	85				107
93115, LANGSETT FORBES ROAD (NAQNO)	10 JAN 2009	MAR 2018	10 Project Planning	Approved - Active	223					223
ACCESSIBILITY										
93053, PFI ACCESSIBILITY ENHANCEMENTS (NAQNO)	38 OCT 2013	MAR 2018	70 Build	Approved - Active	309	400				709
93350, STREETS AHEAD OPPORTUNITIES (NAQNO)	60 APR 2015	MAR 2018	10 Project Planning	Approval Requested	336	310				646
91662, PUBLIC RIGHTS OF WAY (NAQNO)	58 APR 2011	MAR 2018	30 Inclusion	Approved - Active	113					113
GENERAL TRANSPORT & HIGHWAYS										
91611, M5 - IRR STAGES 2 & 3 (NAQNO)	42 JAN 2006	MAR 2018	70 Build	Approval Requested	20					20
PUBLIC TRANS CONNECTIVITY										
94202, KEY BUS RTE: SHEFF-WOODHOUSE (NAQNO)	50 JUL 2012	MAR 2017	70 Build	Approved - Active	21					21
94445, BN962 BUS AGREEMENT (NAQNO)	66 JUN 2011	MAR 2018	70 Build	Approved - Active	336	225				562
93110, BB2 CHESTERFIELD RD KBR (NAQNO)	52 DEC 2013	MAR 2018	70 Build	Approval Requested	1,300	2,619				3,919
93111, BB2 NORTH SHEFFIELD 2 KBR (NAQNO)	39 DEC 2013	JUN 2017	70 Build	Approved - Active	31	5				36
93112, BB2 SHEFFIELD GLEADLESS KBR (NAQNO)	41 DEC 2013	JUN 2017	70 Build	Approved - Active	754	18				772
93113, BB2 CITY CENTRE PACKAGE (NAQNO)	25 MAY 2014	MAR 2018	15 Slippage	Approved - Active	283	55				338
93114, BB2 PENISTONE ROAD KBR (NAQNO)	36 DEC 2013	DEC 2017	30 Inclusion	Approval Requested	16					16
93117, NORTH SHEFFIELD BBA GROUP B (NAQNO)	13 JAN 2016	DEC 2017	70 Build	Approval Requested	971	464				1,435
93119, NORTH SHEFFIELD BBA GROUP D (NAQNO)	1 JAN 2016	DEC 2017	10 Project Planning	Approved - Active	56					56
0012076900092, NORTH SHEFFIELD BETTER BUSES	9 JAN 2009	MAR 2018	70 Build	Approved - Active	975	643				1,618
93425, RELOCATABLE CAMERA ENFORCEMENT (NAQNO)	62 APR 2012	NOV 2017	30 Inclusion	Approved - Active	27	159				186
Total					13,114	6,394	75	-	-	19,573

Summary Report / Annual Cabinet 1

Cycle: 202 - Budget Cycle Nov 16 Month End, Status: Closed, Type: Budget

Company: 001 SHEFFIELD CITY COUNCIL

Programme: * ALL

Directorate: **CORPORATE**

Service: * ALL

Division of Service 1: * ALL

Division of Service 2: * ALL

Division of Service 3: * ALL

Management Area: * ALL

Manager: * ALL

Business Unit / Project: * ALL

Approval Status: Approved or Requested Approval Versions

Stage: 10 Project Planning - 90 Disposal

	Values in £000s					Expenditure					
	Version	Project Start	Project End	Stage	Approval Status	2016-2017	2017-2018	2018-2019	2019-2020	2020-	Total
001 SHEFFIELD CITY COUNCIL											
CORPORATE											
CORPORATE TRANSACTIONS											
CORPORATE TRANSACTIONS											
CORPORATE TRANSACTIONS											
CORPORATE TRANSACTIONS											
99987, CAPITAL PFI CONTRIBUTIONS (NAQNO)	8 AUG 2012	AUG 2018		30 Inclusion	Approved - Active	27,182	38,350				65,532
99991, LEP - GROWING PLACES FUND (NAQNO)	4 APR 2013	MAR 2018		10 Project Planning	Approved - Active	2,400					2,400
Total						29,582	38,350	-	-	-	67,932

THIS PAGE IS INTENTIONALLY LEFT BLANK

Summary of 2017/18 Capital Projects by Strategic Outcomes

Appendix 10

2017-18 Approved Capital Programme

Values in £'000s	Expenditure					Total
	Current Year Outturn	2017-2018	2018-2019	2019-20	2020-	
Better Health & Wellbeing	5,233	3,932	4,024	4,200	9,000	26,389
Strong Economy	48,083	67,408	53,008	4,000	4,213	176,713
Infrastructure	43,950	40,176	-	-	-	84,126
Successful Children & Young People	30,707	21,941	13,315	110	220	66,292
Tackling Poverty/ Increasing Social Justice	2,109	-	-	-	-	2,109
Thriving Neighbourhoods & Communities	115,525	100,500	93,710	79,170	195,361	584,265
Total	245,607	233,958	164,057	87,480	208,794	939,894

Summary Report / Annual Cabinet 1

Cycle: 202 - Budget Cycle Nov 16 Month End, Status: Closed, Type: Budget

Company: 001 SHEFFIELD CITY COUNCIL

Programme: **BETTER HEALTH & WELLBEING**

Directorate: * ALL

Service: * ALL

Division of Service 1: * ALL

Division of Service 2: * ALL

Division of Service 3: * ALL

Management Area: * ALL

Manager: * ALL

Business Unit / Project: * ALL

Approval Status: Approved or Requested Approval Versions

Stage: 10 Project Planning - 90 Disposal

	Values in £'000s				Expenditure					Total
	Version	Project Start	Project End	Stage	Approval Status	2016-2017	2017-2018	2018-2019	2019-2020	
90204, CIP - GRANGE CRESCENT (NAQNO)	2 JUN 2016	SEP 2016	40 Feasibility	Approved - Active	17					17
97056, WARM & HEALTHY HOMES (NAQNO)	7 MAR 2016	MAR 2017	15 Slippage	Approved - Active	325					325
97334, DISABLED GRANTS (NAQNO)	109 JAN 2008	MAR 2022	70 Build	Approval Requested	3,058	2,000	2,000	2,000	4,000	13,058
97147, ADAPTATIONS (NAQNO)	98 APR 2010	MAR 2022	70 Build	Approval Requested	1,832	1,932	2,024	2,200	5,000	12,988
Total					5,233	3,932	4,024	4,200	9,000	26,389

Summary Report / Annual Cabinet 1

Cycle: 202 - Budget Cycle Nov 16 Month End, Status: Closed, Type: Budget

Company: 001 SHEFFIELD CITY COUNCIL

Programme: **STRONG ECONOMY**

Directorate: * ALL

Service: * ALL

Division of Service 1: * ALL

Division of Service 2: * ALL

Division of Service 3: * ALL

Management Area: * ALL

Manager: * ALL

Business Unit / Project: * ALL

Approval Status: Approved or Requested Approval Versions

Stage: 10 Project Planning - 90 Disposal

	Values in £'000s						Expenditure				
	Version	Project Start	Project End	Stage	Approval Status	2016-2017	2017-2018	2018-2019	2019-2020	2020-	Total
92356, MILLENIUM GALLERY LIFE CYCLE (NAQNO)	60	APR 2010	MAR 2017	20 Annual Inclusion	Approved - Active	6					6
94050, SHEFFIELD RETAIL QUARTER 2 (NAQNO)	57	OCT 2013	DEC 2022	15 Slippage	Approval Requested	6,510	9,396				15,906
94051, ASBESTOS REMOVAL - GROSVENOR (NAQNO)	11	AUG 2015	MAR 2016	30 Inclusion	Approved - Active	46					46
94052, SRQ DEMOLITIONS (NAQNO)	19	JAN 2016	MAR 2018	30 Inclusion	Approval Requested	1,288	1,407				2,695
94053, SRQ HIGHWAY ENABLING WORKS (NAQNO)	20	NOV 2015	MAR 2018	15 Slippage	Approval Requested	3,204	2,269				5,473
94054, SRQ OFFICES (NAQNO)	2	JAN 2017	MAR 2019	30 Inclusion	Approved - Active	4,238	40,634	32,791			77,663
94439, SHEFFIELD RETAIL QUARTER CPO (NAQNO)	29	APR 2011	DEC 2016	30 Inclusion	Approved - Active	100					100
00120184Q0078 SRQ	29	JAN 2014	MAR 2019	30 Inclusion	Approval Requested	414	9,767	16,717			26,898
94010, LDV FLOOD DEFENCE WORKS (NAQNO)	44	JUL 2013	MAR 2019	15 Slippage	Approved - Active	10,581	1,262				11,843
94017, CULVERT ENHANCEMENT PROG (NAQNO)	3	JUL 2015	MAR 2017	15 Slippage	Approved - Active	91					91
94020, BROOKHILL-AREA IMPROVEMENTS (NAQNO)	15	APR 2015	MAR 2017	15 Slippage	Approved - Active	4,972					4,972
94022, KNOWLEDGE GATEWAY (NAQNO)	3	OCT 2016	MAR 2018	10 Project Planning	Approval Requested	443	333				776
94107, DVS REMEDIATION (Q0005)	27	DEC 2013	MAR 2017	15 Slippage	Approved - Active	483					483
94108, SITE GALLERY IMPROVEMENTS (NAQNO)	19	JUL 2014	JUN 2017	10 Project Planning	Approved - Active	95					95
94112, OLP FA PITCH (Q0005)	17	JUN 2015	MAR 2017	10 Project Planning	Approval Requested	16	981				998
94113, OLP INFRASTRUCTURE (Q0005)	12	MAY 2015	SEP 2016	15 Slippage	Approved - Active	301					301
94114, OLP INFRASTRUCTURE PUBLIC REALM (Q0005)	18	OCT 2015	MAR 2017	10 Project Planning	Approval Requested	4,901	7				4,908
94514, PARSON CROSS PARK PUBLIC ART (NAQNO)	1	AUG 2016	MAR 2017	30 Inclusion	Approved - Active	12					12
92827, CLEAN BUS TECHNOLOGY FUND (NAQNO)	17	APR 2015	MAR 2017	70 Build	Approved - Active	352					352
97405, INSULATION (COUNCIL HSG) (Q0069)	74	APR 2012	MAR 2021	70 Build	Approval Requested	30	1,353	3,500	4,000	4,213	13,086
94026, LIGHT WEIGHTING PROJECT (NAQNO)	1	JAN 2017	MAR 2017	10 Project Planning	Approval Requested	10,000					10,000
Total						48,083	67,408	53,008	4,000	4,213	176,713

Summary Report / Annual Cabinet 1

Cycle: 202 - Budget Cycle Nov 16 Month End, Status: Closed, Type: Budget

Company: 001 SHEFFIELD CITY COUNCIL

Programme: **INFRASTRUCTURE**

Directorate: * ALL

Service: * ALL

Division of Service 1: * ALL

Division of Service 2: * ALL

Division of Service 3: * ALL

Management Area: * ALL

Manager: * ALL

Business Unit / Project: * ALL

Approval Status: Approved or Requested Approval Versions

Stage: 10 Project Planning - 90 Disposal

	Version	Project Start	Project End	Stage	Approval Status	Expenditure					Total
						2016-2017	2017-2018	2018-2019	2019-2020	2020-	
90087, HR+M TRANSPORT (NAQNO)	3	MAR 2016	MAR 2017	30 Inclusion	Approved - Active	5,776					5,776
90079, CARBROOK UTC RELOCATION (NAQNO)	10	SEP 2015	MAR 2017	70 Build	Approved - Active	131					131
90120, MOORFOOT (NAQNO)	76	APR 2010	MAR 2017	70 Build	Approved - Active	9					9
90133, HOWDEN HOUSE ACCOMM STRATEGY (NAQNO)	59	SEP 2011	MAR 2017	70 Build	Approved - Active	86					86
90140, PROJECT DELIVERY COSTS (NAQNO)	50	APR 2013	JUN 2016	70 Build	Approved - Active	216					216
90141, IT WORKSTREAMS (NAQNO)	49	APR 2013	JUN 2016	30 Inclusion	Approved - Active	129					129
90027, DARNALL FRA WORKS (Q0073)	38	DEC 2013	SEP 2016	30 Inclusion	Approved - Active	17					17
90080, STANFORTH WORKS FRA (R) (Q0073)	7	FEB 2015	MAR 2017	30 Inclusion	Approved - Active	388					388
90081, FRA 1516 STOCKSBRIDGE YCR (NAQNO)	8	AUG 2016	MAR 2017	30 Inclusion	Approved - Active	100					100
90082, FRA 1516 BISHOPS HOUSE M R (NAQNO)	8	AUG 2016	MAR 2017	30 Inclusion	Approved - Active	48					48
90083, FRA 1516 FIRTH PK CLK TWR R (NAQNO)	8	AUG 2016	MAR 2017	30 Inclusion	Approved - Active	105					105
90147, MEDICO LEGAL FRA (Q0073)	18	DEC 2015	MAR 2018	70 Build	Approval Requested	399	1,696				2,095
90148, STOCKSBRIDGE LIBRARY FRA (Q0073)	14	APR 2015	MAR 2017	70 Build	Approved - Active	170					170
90152, GRANGE CRESCENT FRA (R) (Q0073)	6	AUG 2015	MAR 2017	30 Inclusion	Approved - Active	199					199
90153, VERDON STREET FRA (R) (Q0073)	6	FEB 2015	MAR 2017	30 Inclusion	Approved - Active	56					56
90154, WARMINSTER HOSTEL FRA (R) (Q0073)	7	FEB 2015	MAR 2017	30 Inclusion	Approved - Active	207					207
90155, STRADBROKE YC FRA (R) (Q0073)	6	FEB 2015	MAR 2017	30 Inclusion	Approved - Active	24					24
90156, ADLINGTON ROAD CC FRA (R) (Q0073)	6	FEB 2015	MAR 2017	30 Inclusion	Approved - Active	55					55
90157, COLLEGIATE CRESCENT FRA (R) (Q0073)	6	FEB 2015	MAR 2017	30 Inclusion	Approved - Active	55					55
90159, FRA WORKS 16-17 (NAQNO)	18	FEB 2016	MAR 2017	70 Build	Approved - Active	3,017					3,017
00115185Q0073 HEALTH & SAFETY COMPLIANCE	67	DEC 2012	MAR 2017	30 Inclusion	Approved - Active	393					393
90068, CLOSED PROPERTIES PROG (NAQNO)	17	NOV 2015	MAR 2017	30 Inclusion	Approved - Active	100					100
90071, ROOFING PROG (NAQNO)	6	FEB 2016	MAR 2017	40 Feasibility	Approved - Active	9					9
90074, GENERAL CEMETERY (NAQNO)	9	FEB 2016	MAR 2017	40 Feasibility	Approved - Active	14					14
90077, BOTANICAL GDS PUBLIC TOILETS (NAQNO)	8	JAN 2016	MAY 2017	60 Procure	Approved - Active	21	90				111
90086, ASBESTOS REMOVAL FRAMEWORK (NAQNO)	12	FEB 2016	MAR 2017	70 Build	Approved - Active	150					150
90091, MECHANICAL REPLACEMENT PROG (NAQNO)	4	OCT 2016	MAR 2017	30 Inclusion	Approved - Active	1,000					1,000
90092, ELECTRICAL REPLACEMENT PROG (NAQNO)	4	OCT 2016	MAR 2017	30 Inclusion	Approved - Active	100					100
90093, LIFT REPLACEMENT PROG (NAQNO)	4	OCT 2016	MAR 2017	30 Inclusion	Approved - Active	150					150
90094, ROOFING REPLACEMENT PROG (NAQNO)	4	OCT 2016	MAR 2017	30 Inclusion	Approved - Active	175					175
90095, WINDOW & DOOR REPLACEMENT PROG (NAQNO)	4	OCT 2016	MAR 2017	30 Inclusion	Approved - Active	275					275
90096, STRUCTURAL DEFECTS PROGRAMME (NAQNO)	4	OCT 2016	MAR 2017	30 Inclusion	Approved - Active	125					125
90097, DAMS & WATERCOURSES PHASE (NAQNO)	3	JAN 2016	MAR 2018	60 Procure	Approved - Active	53	40				93
90149, TOWN HALL PROJECT (NAQNO)	15	AUG 2015	MAR 2017	30 Inclusion	Approved - Active	73					73
99987, CAPITAL PFI CONTRIBUTIONS (NAQNO)	8	AUG 2012	AUG 2018	30 Inclusion	Approved - Active	27,182	38,350				65,532

Values in £'000s	Expenditure						Total
	2016-2017	2017-2018	2018-2019	2019-2020	2020-		
	2,400						2,400
	2						2
	450						450
	19						19
	72						72
Total	43,950	40,176	-	-	-	-	84,126

Version	Project Start	Project End	Stage	Approval Status
4	APR 2013	MAR 2018	10 Project Planning	Approved - Active
46	DEC 2012	MAR 2017	15 Slippage	Approved - Active
3	APR 2016	MAR 2017	30 Inclusion	Approved - Active
14	APR 2015	MAY 2016	15 Slippage	Approved - Active
9	AUG 2015	MAR 2017	30 Inclusion	Approved - Active

99991, LEP - GROWING PLACES FUND (NAQNO)
 90019, BANNERDALE ASSETENHANCE (NAQNO)
 90200, WOODHOUSE HUB (NAQNO)
 90202, RELOCATION PARKING SERV (Q0065)
 90804, WOODSEATS HUB (NAQNO)

Summary Report / Annual Cabinet 1

Cycle: 202 - Budget Cycle Nov 16 Month End, Status: Closed, Type: Budget

Company: 001 SHEFFIELD CITY COUNCIL

Programme: **SUCCESS CHILDN/YOUNG PEOPLE**

Directorate: * ALL

Service: * ALL

Division of Service 1: * ALL

Division of Service 2: * ALL

Division of Service 3: * ALL

Management Area: * ALL

Manager: * ALL

Business Unit / Project: * ALL

Approval Status: Approved or Requested Approval Versions

Stage: 10 Project Planning - 90 Disposal

	Values in £'000s					Expenditure					Total
	Version	Project Start	Project End	Stage	Approval Status	2016-2017	2017-2018	2018-2019	2019-2020	2020-	
90716, GRACE OWEN NURSERY (NAQNO)											71
90744, FEL CAPITAL (Q0075)	63	MAR 2012	JUL 2016	15 Slippage	Approved - Active						349
90448, SE DEVOLVED CAPITAL 2011-12 (NAQNO)	41	SEP 2013	MAR 2017	70 Build	Approved - Active	2,059					2,059
90479, POST IMPLEMENTATION (NAQNO)	71	APR 2011	MAR 2019	15 Slippage	Approved - Active	1					1
90613, SCC INTERNAL PROG. COSTS - W4 (NAQNO)	58	APR 2010	MAR 2017	15 Slippage	Approved - Active	7					7
90614, LEP BUSINESS PLAN - W4 (NAQNO)	76	MAR 2010	MAR 2018	15 Slippage	Approved - Active	96	18				114
90620, KING EDWARDS (UP) (NAQNO)	84	APR 2010	MAR 2017	15 Slippage	Approved - Active	70					70
90627, ADD'l PUPIL PLACES(SECONDARY) (NAQNO)	91	MAR 2011	MAR 2017	15 Slippage	Approved - Active	55					55
90639, SCC CONTRACT COSTS - W4 (NAQNO)	86	JAN 2008	APR 2018	15 Slippage	Approved - Active	303	150				453
90678, FEASIBILITY & DESIGN (NAQNO)	53	JAN 2008	MAR 2017	15 Slippage	Approved - Active	60					60
90691, PMY MAINT. EMERGENCY WORKS (Q0060)	46	APR 2016	MAR 2017	70 Build	Approved - Active	500					500
90692, PMY MAINT. CONDITION MGT (Q0060)	49	JUL 2011	MAR 2017	70 Build	Approved - Active						(8)
90730, CAP MAINT - RADON EXTRACTION (NAQNO)	39	SEP 2012	MAR 2016	15 Slippage	Approved - Active	12					12
90732, NEW PMY - WATERMEAD (Q0061)	43	NOV 2012	MAR 2018	15 Slippage	Approved - Active	16					16
90737, GLEADLESS PRIMARY - REBUILD (Q0061)	42	JUN 2013	MAR 2017	15 Slippage	Approved - Active	2,708					2,708
90746, GREYSTONES EXPANSION (Q0061)	36	NOV 2013	MAR 2017	70 Build	Approved - Active	415					415
90747, HALLAM RECONFIGURATION (Q0061)	41	NOV 2013	MAR 2017	70 Build	Approval Requested	2,266					2,266
90757, FRA WORKS PROGRAMME - 14/15 (Q0060)	30	APR 2014	MAR 2017	15 Slippage	Approved - Active	96					96
90761, DON VALLEY SCHOOL (Q0061)	32	JAN 2014	MAR 2022	15 Slippage	Approved - Active	35	30	363	110	220	758
90762, TINSLEY PRIMARY (Q0061)	21	JUN 2014	APR 2017	70 Build	Approved - Active	6,665					6,665
90763, ROWAN EXPANSION (Q0061)	25	JUN 2014	MAR 2017	15 Slippage	Approved - Active	17					17
90764, PRINCE EDWARD PRIMARY (Q0060)	34	AUG 2014	MAR 2017	70 Build	Approval Requested	41					41
90766, REIGNHEAD PMY - HEATING (Q0060)	15	JAN 2015	AUG 2017	15 Slippage	Approved - Active	114					114
90768, OUGHTBRIDGE EXTENSION (Q0061)	21	JAN 2015	MAR 2017	15 Slippage	Approved - Active	103					103
90771, ADAPTATIONS (Q0060)	16	APR 2016	MAR 2017	70 Build	Approved - Active	103					103
90776, DOBCROFT INFTS-1 YR EXPANSION (Q0061)	5	JUN 2015	JUN 2016	15 Slippage	Approved - Active	2					2
90777, HALFWAY INFTS -MOBILE REPLACE (Q0060)	23	APR 2015	MAR 2017	50 Design	Approved - Active	224					224
90779, PIPWORTH PMY- PLANT ROOM (Q0060)	15	APR 2015	MAR 2017	60 Procure	Approved - Active	663					663
90790, RAINBOW FORGE -HME (Q0060)	20	JAN 2008	MAR 2017	70 Build	Approved - Active	777					777
90791, PMY MAINT MEERSBROOK WIN-ROOF (Q0060)	12	APR 2015	SEP 2016	70 Build	Approved - Active	415					415
90792, PMY MAINT BRADWAY ROOF (Q0060)	11	APR 2015	SEP 2016	70 Build	Approved - Active	209					209
90793, PMY MAINT SHORTBROOK WINDOWS (Q0060)	12	APR 2015	SEP 2016	70 Build	Approved - Active	239					239
90795, NEW PMY - NETHERTHORPE AREA (Q0061)	10	AUG 2015	MAR 2017	15 Slippage	Approved - Active	11					11
90796, FIRS HILL 2013 BULGE YEAR (Q0061)	14	AUG 2015	MAR 2017	60 Procure	Approved - Active	51					51
90797, NEW 8FE SEC SCH - SW (Q0061)	21	AUG 2015	MAR 2019	70 Build	Approved - Active	1,389	14,887	10,310			26,586
90798, 1FE EXPANSION - ECCLESALL INF (Q0061)	14	AUG 2015	AUG 2016	60 Procure	Approved - Active	370					370
90800, CARTERKNOWLE REFIT-1FE CLIFF (Q0061)	10	AUG 2015	MAR 2017	15 Slippage	Approved - Active	4					4

Values in £'000s	Version	Project Start	Project End	Stage	Approval Status	Expenditure					Total
						2016-2017	2017-2018	2018-2019	2019-2020	2020-	
90801, SILVERDALE 2FE EXPANSION T/P (Q0061)	13 SEP 2015	SEP 2016	70 Build	Approved - Active	309					309	
90802, NEW 5FE SEC SCH NE - WOODSIDE (Q0061)	16 AUG 2015	MAR 2018	50 Design	Approved - Active	956					2,256	
90803, IFE ADDITIONAL PMY PROV'N - N (Q0061)	10 AUG 2015	SEP 2016	15 Slippage	Approved - Active	107	1,300				1,407	
90806, OUGHTBRIDGE DINING POD (Q0061)	8 MAY 2015	MAR 2017	15 Slippage	Approved - Active	82					82	
90809, MANOR LODGE STRUCTURAL WORKS (NAQNO)	6 FEB 2016	MAR 2017	70 Build	Approved - Active	319					319	
90856, MECHANICAL REPLACEMENT MTC (NAQNO)	18 FEB 2016	MAR 2018	40 Feasibility	Approved - Active	181	1,419				1,600	
90857, MECHANICAL REPLACE MOSSBROOK (NAQNO)	3 FEB 2016	MAR 2017	40 Feasibility	Approved - Active	9					9	
90858, MECHANICAL REPLACE HALFWAY (NAQNO)	3 FEB 2016	MAR 2017	40 Feasibility	Approved - Active	9					9	
90859, MECHANICAL REPLACE BRUNSWICK (NAQNO)	3 FEB 2016	MAR 2017	40 Feasibility	Approved - Active	9					9	
90860, MECHANICAL REPLACE BRADWAY (NAQNO)	3 FEB 2016	MAR 2017	40 Feasibility	Approved - Active	9					9	
90861, ECCLESALL PERMANENT EXTENSION (NAQNO)	7 JUL 2016	MAR 2019	70 Build	Approved - Active	41	2,917	2,642			5,600	
90862, SILVERDALE PERMANENT EXTENSION (NAQNO)	7 JUN 2016	MAR 2017	50 Design	Approval Requested	545					545	
90863, TOTLEY PRIMARY BULGE YR (NAQNO)	2 APR 2016	SEP 2016	60 Procure	Approved - Active	60					60	
90864, SPRINGFIELD PRIMARY BULGE YR (NAQNO)	6 APR 2016	SEP 2016	60 Procure	Approved - Active	147					147	
90865, TOTLEY PRIMARY PERM EXTN (NAQNO)	8 JUL 2016	MAR 2018	70 Build	Approval Requested	60	268				327	
0013001400061 Basic Need	121 APR 2011	MAR 2019	20 Annual Inclusion	Approval Requested	5,915					5,915	
90745, THORNBRIDGE ACCESSIBLE UNIT (NAQNO)	32 JUL 2014	MAR 2017	70 Build	Approved - Active	727					727	
90704, FOSTER CARER HOUSING ENHANCE (NAQNO)	46 SEP 2011	MAR 2017	70 Build	Approved - Active	78					78	
90769, ALDINE HOUSE - SUNDRY WORKS (NAQNO)	13 JAN 2015	JUN 2016	70 Build	Approved - Active	6					6	
90773, ALDINE HOUSE - 2 BED EXTENSION (NAQNO)	10 APR 2015	MAR 2018	70 Build	Approved - Active	337	337				674	
90794, ALDINE HOUSE HEATING (Q0060)	10 JUL 2015	SEP 2016	70 Build	Approved - Active	104					104	
90808, ALDINE HOUSE UNDERCROFT AREA2 (NAQNO)	9 NOV 2015	MAR 2018	70 Build	Approved - Active	50	615				665	
90866, ALDINE HOUSE - SECURITY MINDER (NAQNO)	2 AUG 2016	MAR 2017	70 Build	Approved - Active	136					136	
Total					30,707	21,941	13,315	110	220	66,292	

Summary Report / Annual Cabinet 1

Cycle: 202 - Budget Cycle Nov 16 Month End, Status: Closed, Type: Budget

Company: 001 SHEFFIELD CITY COUNCIL

Programme: TACKLING POVERTY/INCR SOC JUS

Directorate: * ALL

Service: * ALL

Division of Service 1: * ALL

Division of Service 2: * ALL

Division of Service 3: * ALL

Management Area: * ALL

Manager: * ALL

Business Unit / Project: * ALL

Approval Status: Approved or Requested Approval Versions

Stage: 10 Project Planning - 90 Disposal

							Expenditure					
							2016-2017	2017-2018	2018-2019	2019-2020	2020-	Total
Values in £'000s												
			Version	Project Start	Project End	Stage	Approval Status					
97961, DH - METERING (Q0045)		86 JUN 2011		MAR 2017	70 Build	Approved - Active	2,109					2,109
Total							2,109	-	-	-	-	2,109

Summary Report / Annual Cabinet 1

Cycle: 202 - Budget Cycle Nov 16 Month End, Status: Closed, Type: Budget

Company: 001.SHEFFIELD CITY COUNCIL

Programme: THRIVING NBH & COMMS

Directorate: * ALL

Service: * ALL

Division of Service 1: * ALL

Division of Service 2: * ALL

Division of Service 3: * ALL

Management Area: * ALL

Manager: * ALL

Business Unit / Project: * ALL

Approval Status: Approved or Requested Approval Versions

Stage: 10 Project Planning - 90 Disposal

Values in £'000s	Version	Project Start	Project End	Stage	Approval Status	Expenditure					
						2016-2017	2017-2018	2018-2019	2019-2020	2020-	Total
90067, TREE MANAGEMENT PROG (Q0073)	16	NOV 2015	MAR 2017	30 Inclusion	Approved - Active	38					38
90065, RADON WORKS (Q0073)	16	SEP 2015	MAR 2017	30 Inclusion	Approved - Active	39					39
90066, CENTRAL LIBRARY (Q0010)	14	NOV 2015	MAR 2016	30 Inclusion	Approved - Active	74					74
90072, RESURFACING (INC PARKS) PROG (NAQNO)	15	NOV 2015	MAR 2017	30 Inclusion	Approved - Active	499					499
90076, DAMS & WATER COURSES PROG (Q0073)	15	JAN 2016	MAR 2017	70 Build	Approved - Active	156					156
90144, ABBEYDALE IND HAM-STRUCT DEF (Q0003)	40	DEC 2013	MAR 2017	70 Build	Approval Requested	53					53
90145, PARK LIBRARY/COMM ROOF RENEWAL (Q0021)	28	DEC 2014	MAR 2017	30 Inclusion	Approved - Active	145					145
94362, BROOMHILL LIBRARY (NAQNO)	63	AUG 2016	MAR 2017	70 Build	Approved - Active	100					100
97859, PATH RESURFACING PROGRAMME (Q0007)	59	APR 2010	JAN 2017	30 Inclusion	Approved - Active	41					41
94085, WASTE MGMT DEVELOPMENT (NAQNO)	16	DEC 2015	MAR 2017	70 Build	Approved - Active	1,149					1,149
90012, CASTLE MARKET DECOMMISSIONING (NAQNO)	42	JAN 2013	MAR 2017	15 Slippage	Approved - Active	65					65
90032, RESOURCE COSTS (NAQNO)	19	APR 2014	MAR 2018	15 Slippage	Approved - Active	162	124				286
94007, SPITAL HILL ELLESMERE GREEN (NAQNO)	63	MAR 2012	MAR 2016	30 Inclusion	Approved - Active	11					11
94326, EDWARD STREET (NAQNO)	67	JAN 2009	DEC 2016	60 Procure	Approved - Active	46					46
97550, SHC - NEW HOMES ACQUISITIONS (NAQNO)	65	APR 2013	MAR 2017	30 Inclusion	Approved - Active	7					7
94120, M1 GATEWAY PUBLIC ART PROJECT (NAQNO)	34	MAR 2014	MAR 2018	10 Project Planning	Approved - Active	70	459				529
94457, WOMEN OF STEEL (NAQNO)	53	OCT 2011	MAR 2017	30 Inclusion	Approved - Active	36					36
94121, WINCOBANK HILL PHASE 1 (NAQNO)	34	JAN 2010	MAR 2017	70 Build	Approved - Active	4					4
94471, DOUGLAS ROAD (NAQNO)	32	NOV 2013	MAR 2017	70 Build	Approved - Active	4					4
94475, BEIGHTON CLOSED LANDFILL (NAQNO)	36	JUL 2014	MAR 2017	70 Build	Approved - Active	98					98
94476, BEIGHTON LEACHATE TREATMENT (NAQNO)	15	MAY 2015	MAR 2017	50 Design	Approved - Active	550					550
94477, PARKWOOD RESOLUTION SITE (NAQNO)	15	OCT 2015	MAR 2017	50 Design	Approved - Active	315					315
94495, LADY CANNINGS PLANTATION TRACK (NAQNO)	7	NOV 2015	MAR 2017	70 Build	Approved - Active	1					1
97946, PARKWOOD SPRINGS CYCLE TRACK (NAQNO)	29	APR 2011	MAY 2016	70 Build	Approved - Active	4					4
93410, ANGRAM BANK PARK IMPROVEMENTS (NAQNO)	47	AUG 2012	MAR 2017	70 Build	Approved - Active	43					43
93412, CROOKES VALLEY PARKS (NAQNO)	42	JAN 2009	MAR 2017	70 Build	Approved - Active	15					15
93414, EAST GLADE (NAQNO)	31	NOV 2013	JUN 2016	70 Build	Approved - Active	9					9
93416, OUSEBURN ROAD OPEN SPACE (NAQNO)	18	AUG 2015	MAR 2017	70 Build	Approved - Active	36					36
93592, RIVELIN VALLEY PLAYBUILDER (NAQNO)	63	APR 2012	MAR 2017	70 Build	Approved - Active	7					7
94397, PARK HILL GREEN LINKS (NAQNO)	54	NOV 2012	MAR 2017	70 Build	Approved - Active	29					29
94463, CLAY WOOD GREEN LINKS (NAQNO)	55	SEP 2012	MAR 2017	70 Build	Approved - Active	18					18
94466, WOODLANDS S106 (NAQNO)	38	JUL 2013	JUL 2016	70 Build	Approved - Active	39					39
94469, WINCOBANK HILL PHASE 2 (NAQNO)	34	OCT 2013	MAR 2017	70 Build	Approved - Active	8					8
94470, URBAN NATURE PARKS (NAQNO)	53	OCT 2013	APR 2020	70 Build	Approved - Active	112	9	9			129

Version	Project Start	Project End	Stage	Approval Status	Expenditure				Total
					2016-2017	2017-2018	2018-2019	2019-2020	
18	FEB 2015	MAR 2017	10 Project Planning	Approved - Active	4				4
94487, CHARNOCK RECT'N GROUND MUGA (NAQNO)	8 JUN 2015	MAR 2017	70 Build	Approved - Active	6				6
94490, CATHERINE STREET OPEN SPACE (NAQNO)	9 OCT 2015	JUL 2016	70 Build	Approved - Active	0				0
94492, RETHINKING PARSON CROSS PARK (NAQNO)	8 NOV 2015	MAR 2017	70 Build	Approved - Active	62				62
94493, MOVE MORE RUNNING ROUTES (NAQNO)	15 DEC 2015	MAR 2018	70 Build	Approved - Active	618	8			626
94494, BOTANICAL GARDENS EDUCATION (NAQNO)	4 MAY 2016	MAR 2017	10 Project Planning	Approved - Active	20				20
94496, WOODTHORPE RECREATION GROUND (NAQNO)	12 FEB 2016	MAR 2018	70 Build	Approved - Active	320	156			476
94497, SHEFFIELD GENERAL CEMETERY HLF (NAQNO)	2 JUL 2016	MAR 2017	30 Inclusion	Approved - Active	16				16
94501, SYCAMORE ST YOUTH & SPORTS (NAQNO)	2 MAY 2016	MAY 2017	10 Project Planning	Approved - Active	10				10
94502, REDMIRE'S PITCH DRAINAGE (NAQNO)	3 JUL 2016	MAR 2018	30 Inclusion	Approved - Active	68	67			135
94503, GRAVES PARK IMP. PROJECT (NAQNO)	2 AUG 2016	MAR 2017	30 Inclusion	Approved - Active	31				31
94504, GREENHILL PARK IMPROVEMENTS (NAQNO)	7 AUG 2016	APR 2017	10 Project Planning	Approved - Active	150	3			153
94506, GRAVES AND MILLHOUSE COURTS (NAQNO)	2 MAY 2016	OCT 2018	10 Project Planning	Approved - Active	2				2
94507, BINGHAM COURTS (NAQNO)	3 JUL 2016	JUL 2017	10 Project Planning	Approved - Active	32				32
94509, BENIS GREEN PITCH S106 (NAQNO)	5 JAN 2008	MAR 2017	10 Project Planning	Approval Requested	133				133
94513, ECB PITCHES (NAQNO)	12 APR 2016	MAR 2018	10 Project Planning	Approved - Active	339	1,220			1,559
0012046100093 GREEN AND OPEN SPACES S106 STRATEGY	39 NOV 2013	NOV 2016	70 Build	Approved - Active	319				319
94104, NORTH ACTIVE (NAQNO)	42 APR 2014	MAR 2017	70 Build	Approved - Active	6,683				6,683
94105, GRAVES NCSEM PROJECT (Q0005)	36 DEC 2014	NOV 2016	70 Build	Approved - Active	980				980
94109, FA PITCH (GRAVES) (NAQNO)	34 DEC 2014	NOV 2016	70 Build	Approved - Active	1,810				1,810
94110, FA PITCH (THORNCLIFFE) (NAQNO)	6 DEC 2015	NOV 2017	30 Inclusion	Approved - Active	15				15
94115, FA PITCH (WESTFIELD) (NAQNO)	2 FEB 2017	MAR 2023	10 Project Planning	Approval Requested	11,446	12,173	13,767	64,378	114,710
94121, MSF FINANCE (NAQNO)	5 SEP 2015	MAR 2019	40 Feasibility	Approved - Active	65	75			140
94021, PIPWORTH REC SUDS (NAQNO)	29 APR 2014	MAR 2017	70 Build	Approved - Active	133				133
92642, BRIDGE STRENGTHENING WORKS (NAQNO)	20 JAN 2008	MAR 2017	70 Build	Approved - Active	49				49
92643, STREETS AHEAD COMP WORKS (NAQNO)	46 APR 2013	MAR 2018	30 Inclusion	Approved - Active	24	330			354
92448, FORMER NORTON AERODROME (NAQNO)	11 MAY 2015	MAR 2017	50 Design	Approved - Active	20				20
92459, WOODSIDE OPEN SPACE (NAQNO)	1 JUN 2016	MAR 2017	30 Inclusion	Approved - Active	20				20
94508, CASTLE COLLEGE GREEN LINK (NAQNO)	42 JAN 2006	MAR 2018	70 Build	Approval Requested	20				20
91611, MS - IRR STAGES 2 & 3 (NAQNO)	60 APR 2015	MAR 2018	10 Project Planning	Approval Requested	336	310			646
93350, STREETS AHEAD OPPORTUNITIES (NAQNO)	64 JAN 2009	OCT 2017	10 Project Planning	Approval Requested	322				322
90703, BLACKBURN VALLEY CYCLE ROUTE (NAQNO)	63 JAN 2009	MAR 2017	10 Project Planning	Approval Requested	293				293
92741, PENISTONE RD, LIVESEY-LOWTHER (NAQNO)	70 APR 2012	MAR 2018	70 Build	Approved - Active	22	85			107
92769, ACCIDENT SAVINGS SCHEMES (NAQNO)	16 MAY 2015	MAY 2017	70 Build	Approved - Active	570	29			600
92828, SAFETY CAMERA DIGITAL UPGRADE (NAQNO)	2 APR 2016	FEB 2017	10 Project Planning	Approved - Active	17				17
92878, UNIVERSITY CENTRAL CYCLE ROUTE (NAQNO)	9 APR 2016	DEC 2018	40 Feasibility	Approved - Active	16				16
92879, CHATHAM STREET CYCLE SCHEME (NAQNO)	6 APR 2016	DEC 2017	40 Feasibility	Approval Requested	42				42
92880, HALLAM UNIVERSITY CYCLE ROUTE (NAQNO)	48 NOV 2012	MAR 2017	70 Build	Approved - Active	27				27
92882, SHEAF VALLEY RIVERSIDE ROUTE (NAQNO)	34 JAN 2008	MAR 2018	10 Project Planning	Approved - Active	177	30			207
92903, LOWER DON VALLEY CYCLE ROUTE (NAQNO)	9 APR 2015	MAR 2018	70 Build	Approval Requested	43				43
92915, DOUBLE YELLOW LINES (NAQNO)	3 MAR 2016	JUN 2016	10 Project Planning	Approved - Active	16				16
92918, BANNER CROSS PARKING (NAQNO)	10 JAN 2016	MAR 2017	10 Project Planning	Approved - Active	25				25
92933, DARNALL CYCLE ROUTES (NAQNO)	38 OCT 2013	MAR 2018	70 Build	Approved - Active	22				22
92934, COPPIC RISE CYCLE ROUTE (NAQNO)	48 APR 2015	MAR 2018	30 Inclusion	Approved - Active	309	400			709
93053, PFI ACCESSIBILITY ENHANCEMENTS (NAQNO)	52 DEC 2013	MAR 2018	70 Build	Approval Requested	18	13			31
93095, TAXI RANK IMPROVEMENTS (NAQNO)	39 DEC 2013	JUN 2017	70 Build	Approval Requested	1,300	2,619			3,919
93110, B82 CHESTERFIELD RD KBR (NAQNO)	41 DEC 2013	JUN 2017	70 Build	Approved - Active	31	5			36
93111, B82 NORTH SHEFFIELD 2 KBR (NAQNO)	25 MAY 2014	MAR 2018	15 Shippage	Approved - Active	754	18			772
93112, B82 SHEFFIELD GLEADLESS KBR (NAQNO)	36 DEC 2013	DEC 2017	30 Inclusion	Approved - Active	283	55			338
93113, B82 CITY CENTRE PACKAGE (NAQNO)	10 JAN 2009	MAR 2018	10 Project Planning	Approval Requested	16				16
93114, B82 PENISTONE ROAD KBR (NAQNO)	13 JAN 2016	DEC 2017	70 Build	Approved - Active	223	464			687
93115, LANGSETT /FORBES ROAD (NAQNO)									
93117, NORTH SHEFFIELD BBA GROUP B (NAQNO)									

Values in £'000s	Expenditure					Expenditure					
	Version	Project Start	Project End	Stage	Approval Status	2016-2017	2017-2018	2018-2019	2019-2020	2020-	Total
93119, NORTH SHEFFIELD BBA GROUP D (NAQNO)	1	JAN 2016	DEC 2017	10 Project Planning	Approved - Active	56					56
93371, GREENHILL MAIN RD/G HILL AVE (NAQNO)	11	APR 2015	MAR 2017	70 Build	Approved - Active	226					226
93372, ITS NETWORK MANAGEMENT (NAQNO)	2	SEP 2016	MAR 2019	10 Project Planning	Approved - Active	241	445				686
93632, SCHOOL KEEP CLEAR REVIEW (Q0062)	39	APR 2012	MAR 2018	30 Inclusion	Approved - Active	60	72				132
93633, SKELTON LANE (ONE WAY) (NAQNO)	3	JAN 2017	MAR 2018	10 Project Planning	Approval Requested	17	36				52
93887, BRT NORTH (NAQNO)	61	JAN 2008	JUN 2017	50 Design	Approved - Active	561	250				811
93888, BRT NORTH: HWYS ALTERNS (WP24 (NAQNO)	31	JAN 2014	MAR 2017	15 Slippage	Approved - Active	49					49
93890, BRT NORTH: TINSLEY LINK (WP21 (NAQNO)	48	DEC 2013	MAR 2018	70 Build	Approved - Active	3,690					3,690
94202, KEY BUS RTE: SHEFF-WOODHOUSE (NAQNO)	50	JUL 2012	MAR 2017	70 Build	Approved - Active	21					21
94445, BN962 BUS AGREEMENT (NAQNO)	66	JUN 2011	MAR 2018	70 Build	Approved - Active	336	225				562
97982, HGV ROUTING STRATEGY (Q0062)	38	JUL 2011	MAR 2018	70 Build	Approved - Active	25	25				49
97985, CITYWIDE ZOMPH ZONE (Q0062)	53	APR 2012	MAR 2018	50 Design	Approved - Active	250					250
00120769Q0092, NORTH SHEFFIELD BETTER BUSES	9	JAN 2009	MAR 2018	70 Build	Approved - Active	975	643				1,618
91662, PUBLIC RIGHTS OF WAY (NAQNO)	58	APR 2011	MAR 2018	30 Inclusion	Approved - Active	113					113
92634, SPITAL HILL (TESCO) (NAQNO)	22	DEC 2013	MAR 2017	70 Build	Approved - Active	104					104
93425, RELOCATABLE CAMERA ENFORCEMENT (NAQNO)	62	APR 2012	NOV 2017	30 Inclusion	Approved - Active	27	159				186
97988, CCTV PARKING ENFORCEMENT (NAQNO)	57	JUN 2012	MAY 2018	30 Inclusion	Approved - Active	48	48				96
98000, BODY CAMERAS (NAQNO)	2	APR 2016	SEP 2016	10 Project Planning	Approved - Active	23					23
97333, MINOR WORK GRANTS (NAQNO)	96	JAN 2008	MAR 2022	70 Build	Approval Requested	150	150	150			900
97428, SHEFFIELD HAL (NAQNO)	58	OCT 2012	MAR 2022	30 Inclusion	Approval Requested	116	50	50			366
90136, CHAUCER SQUARE MAINTENANCE (NAQNO)	88	JAN 2009	DEC 2030	70 Build	Approval Requested	18	18	18			108
97222, PSH EMPTY PROPERTIES (NAQNO)	88	JAN 2008	MAR 2022	70 Build	Approval Requested	120	120	120			720
97390, PHS ACTIVITY (NAQNO)	96	APR 2010	MAR 2022	70 Build	Approval Requested	200	130	130			860
97150, RH4 LOANS HAL (NAQNO)	109	JAN 2008	MAR 2019	30 Inclusion	Approval Requested	200	200				600
97243, YORK - NY SUB REGION HAL (NAQNO)	59	APR 2010	MAR 2017	10 Project Planning	Approved - Active	54					54
97355, BRADFORD - WV SUB REGION HAL (NAQNO)	91	APR 2010	MAR 2017	30 Inclusion	Approved - Active	100					100
97394, HULL - HUMBER SUB REGION HAL (NAQNO)	102	JAN 2008	MAR 2017	70 Build	Approved - Active	500					500
97395, NE LINC'S - SUB REGION HAL (NAQNO)	97	APR 2010	MAR 2017	10 Project Planning	Approved - Active	90					90
97451, REGIONAL ENERGY HAL (NAQNO)	13	APR 2016	MAR 2019	30 Inclusion	Approval Requested	-	10	10			20
97452, REGIONAL ERL (NAQNO)	15	APR 2016	MAR 2019	30 Inclusion	Approval Requested	20	150	221			391
97501, EP LOANS HULL (NAQNO)	51	APR 2013	MAR 2017	30 Inclusion	Approved - Active	143					143
97502, EP NORTH EAST LINC (NAQNO)	51	APR 2013	MAR 2017	30 Inclusion	Approval Requested	314					314
97505, COMW EP NORTH EAST LINC (NAQNO)	39	APR 2014	MAR 2017	10 Project Planning	Approved - Active	39					39
97520, KIRKLEES RF FUNDS HAL(2) (NAQNO)	33	APR 2014	MAR 2020	30 Inclusion	Approval Requested	-	100	100			300
97282, PARK HILL (5TH) (NAQNO)	106	JAN 2009	MAR 2020	70 Build	Approved - Active	97					97
97340, SWAN (NAQNO)	108	JAN 2008	MAR 2017	70 Build	Approved - Active	15					15
97350, ARBOURTHORNE SMS (NAQNO)	53	APR 2013	MAR 2018	30 Inclusion	Approved - Active	1,049					1,049
97429, LTES PURCHASE & REPAIR (NAQNO)	69	APR 2013	MAR 2018	30 Inclusion	Approval Requested	548	1,096				1,644
97434, CROSS HOUSE ENABLING WORK (NAQNO)	41	JUL 2013	MAR 2017	70 Build	Approved - Active	2					2
97437, SPITAL HILL SHOP FRONTS (NAQNO)	39	NOV 2013	MAR 2017	30 Inclusion	Approved - Active	2					2
97449, LONDON ROAD SHOP FRONTS (NAQNO)	13	AUG 2015	MAR 2018	30 Inclusion	Approved - Active	498	50				548
97450, HILLSBOROUGH TOILETS (NAQNO)	5	JUN 2015	MAR 2017	30 Inclusion	Approved - Active	60					60
97454, MANOR TOP CENTRE (NAQNO)	4	JUN 2016	MAR 2019	30 Inclusion	Approved - Active	10	228	2			240
97551, COUNCIL HSG ACQUISITIONS PROG (Q0067)	51	APR 2014	MAR 2021	70 Build	Approval Requested	5,975	4,149	4,149			21,631
97552, NEW BUILD COUNCIL HSG PHASE 2 (Q0067)	33	OCT 2014	JUN 2021	70 Build	Approval Requested	4,209	2				4,211
97553, NEW BUILD COUNCIL HSG PHASE 1 (Q0067)	28	APR 2015	MAR 2019	30 Inclusion	Approval Requested	100	906				6,255
00140591Q0087, STOCK INCREASE (CHS)	46	APR 2014	MAR 2021	30 Inclusion	Approval Requested	-	10,253	9,950			45,223
97321, PROGRAMME MANAGEMENT COSTS GF (NAQNO)	100	JAN 2008	MAR 2022	30 Inclusion	Approval Requested	5,696	5,696	5,696			28,776
97348, HRA PROGRAMME MANAGEMENT (NAQNO)	92	JAN 2008	MAR 2022	30 Inclusion	Approval Requested	250	250	250			1,500
97127, OBSOLETE HEATING (NAQNO)	111	APR 2010	MAR 2022	30 Inclusion	Approval Requested	3,300	2,200	2,200			11,014
97131, ALMO ASBESTOS SURVEYS (NAQNO)	104	APR 2010	MAR 2022	70 Build	Approval Requested	193	184	200			1,089
97139, LANSDOWNE AND HANOVER CLADDING (NAQNO)	105	JAN 2008	MAR 2018	70 Build	Approved - Active	-					95

Values in £'000s	Expenditure					Expenditure					
	Version	Project Start	Project End	Stage	Approval Status	2016-2017	2017-2018	2018-2019	2019-2020	2020-	Total
97148, S H MGMT FEES COMMISSIONED (NAQNO)	66	APR 2011	MAR 2022	10 Project Planning	Approval Requested	2,781	2,781	2,781	2,781	5,561	16,684
97264, HEALTH & SAFETY ENHANCE PROG (NAQNO)	102	APR 2010	MAR 2022	70 Build	Approval Requested	195	138	138	140	280	891
97269, EMERGENCY DEMOLITIONS (NAQNO)	98	JAN 2008	MAR 2022	70 Build	Approval Requested	25	25	25	25	40	140
97404, HEATING BREAKDOWNS (Q0069)	70	APR 2012	MAR 2022	70 Build	Approval Requested	1,000	800	800	700	1,400	4,700
97409, RECYCLING ROLL-OUT (Q0069)	74	SEP 2012	MAR 2021	70 Build	Approval Requested	542	164				706
97413, SWEENEY (Q0069)	69	JUN 2012	MAR 2017	70 Build	Approved - Active	236					236
97414, ARBOURTHORNE SW'S REFURB (Q0069)	55	APR 2013	MAR 2017	30 Inclusion	Approved - Active	900					900
97418, PITCHED ROOFING & ROOFLINE (Q0069)	68	JUL 2013	APR 2022	30 Inclusion	Approval Requested	22,673	21,754	17,768	6,500	10,000	78,695
97419, FLAT ROOFING (Q0069)	63	APR 2013	MAR 2022	30 Inclusion	Approval Requested	4,326	15	11		950	5,301
97422, NON HIGHWAYS RESPONSIVE WORKS (Q0089)	19	JUN 2015	MAR 2019	10 Project Planning	Approval - Active	21	20	40			81
97435, LTE'S REPAIRS AND REFURB CHS (NAQNO)	57	AUG 2013	MAR 2018	30 Inclusion	Approval Requested	204	168				372
97441, COMMUNAL AREAS-LOW RISE FLATS (NAQNO)	32	NOV 2014	MAR 2022	10 Project Planning	Approval Requested	5,766	8,509	3,420	5,200	10,000	32,895
97442, KITCHEN/BATHRM PLANNED REPLMT (NAQNO)	33	APR 2014	MAR 2022	10 Project Planning	Approval Requested	6,581	7,200	7,307	7,819	10,000	38,907
97443, WINDOWS& DOORS PLACEMENT(CHS) (NAQNO)	29	APR 2014	MAR 2021	10 Project Planning	Approval Requested	1,000	5,000			2,000	8,000
97444, GENERAL/RTB ACQUISITIONS CHS (Q0069)	31	APR 2015	MAR 2021	10 Project Planning	Approval Requested	1,540	492	636	636	636	3,940
97448, PROPERTY CONVERSIONS (Q0084)	19	APR 2015	MAR 2017	30 Inclusion	Approved - Active	24					24
97456, GARAGES STRATEGY DEMOLITION (NAQNO)	3	AUG 2016	MAR 2018	10 Project Planning	Approved - Active	329	235				564
97832, EP EAST (NAQNO)	92	APR 2010	MAR 2017	70 Build	Approved - Active	6					6
97834, EP SOUTH EAST (NAQNO)	103	APR 2010	MAR 2017	70 Build	Approved - Active	69					69
97837, EP DOOR ENTRY WORKS (NAQNO)	102	APR 2010	MAR 2017	70 Build	Approved - Active	16					16
97838, COMPARTMENTALISATION - FS (NAQNO)	98	APR 2010	MAR 2017	70 Build	Approved - Active	1,474					1,474
97957, SOUTH WEST - ABBEY BROOK (Q0045)	91	APR 2011	MAR 2017	30 Inclusion	Approved - Active	62					62
97968, LIFT MAINTENANCE & REPAIR (NAQNO)	82	APR 2011	MAR 2022	70 Build	Approval Requested	322	322	368	412	860	2,284
97969, SPRINKLERS - FIRE SAFETY (Q0069)	45	JUL 2013	MAR 2017	10 Project Planning	Approved - Active	88					88
97990, SHELTERED FIRE ALARM LINKING (NAQNO)	5	JAN 2016	MAR 2018	10 Project Planning	Approved - Active	1,001	162				1,162
98001, FIRE SAFETY HRA NON DOMESTIC (NAQNO)	3	AUG 2016	MAR 2017	10 Project Planning	Approved - Active	36					36
98002, ELECTRICAL STRATEGY (NAQNO)	8	AUG 2016	MAR 2022	10 Project Planning	Approval Requested	13	7,866	7,653	6,866	8,719	31,116
93373, AIR QUALITY MONITOR EQUIPMENT (NAQNO)	1	NOV 2016	MAR 2018	60 Procure	Approval Requested	72	120				192
93374, IRR JUNCTION SCHEMES (NAQNO)	1	NOV 2016	MAR 2017	40 Feasibility	Approval Requested	120					120
00140653Q0079 COMMUNITY HEATING (CHS)	39	APR 2014	MAR 2022	30 Inclusion	Approval Requested	-	1,000	2,382	1,155	2,290	5,827
00140653Q0080 ROOFS & EXTERNALS (CHS)	35	APR 2014	MAR 2022	30 Inclusion	Approval Requested	-	1,082	7,756	7,756	22,356	38,867
00140653Q0083 WASTE MANAGEMENT (CHS)	29	APR 2014	MAR 2019	30 Inclusion	Approved - Active	-	1,433	1,433	400	2,400	2,515
00140653Q0084 ESSENTIAL INVESTMENTS (CHS)	42	APR 2015	MAR 2022	30 Inclusion	Approval Requested	-	350	773	400	2,400	3,923
00140653Q0089 OTHER PLANNED ELEMENTS (CHS)	35	APR 2014	MAR 2022	30 Inclusion	Approval Requested	-	2,268	2,000	2,000	5,050	11,318
00140653Q0090 GARAGES (CHS)	28	JAN 2008	MAR 2022	10 Project Planning	Approval Requested	-	2,202	752	230	230	3,184
00100000Q0094 Regeneration HRA	1	APR 2021	MAR 2022	10 Project Planning	Approval Requested	-				8,000	8,000
Total						115,625	100,500	93,710	79,170	195,361	584,265

THIS PAGE IS INTENTIONALLY LEFT BLANK



This document can be supplied in alternative formats,
please contact:

Sheffield City Council
Finance
Tel: 0114 273 6831
www.sheffield.gov.uk

This cover is printed on paper from a sustainable source